



# 2019 CLA Dental Finance and Operations Report

Based on fee schedule, wage, and benefit data compiled from CLA's annual dental survey



*Create Opportunities*

## Table of Contents

Executive Summary	3
National Fee Schedule	5
Wages and Benefits	9
Paid time off	10
Employee benefits	11
Health insurance	11
Retirement plan options	13
Dental benefits	15
Other benefits	16
About CLA	17
Appendix	19
Minnesota fee schedule	19
Minnesota wages	28
Wisconsin fee schedule	29
Wisconsin wages	38
Washington fee schedule	39
Washington wages	48

As dentists have learned through the years, settling for the status quo is not an option. The magnitude and pace of change we're seeing in the industry today requires providers to gather new data, accept new risks, and respond to changing market conditions with an unprecedented sense of urgency.

**As a professional services firm serving thousands of dental practices nationwide, we feel it is more important now than ever before to equip the industry with fresh insights and ideas.**

Based on our annual dental survey, the CLA Dental Finance and Operations Report is designed to give practices a detailed look into dental fees, employee benefits, and salaries as they explore new opportunities for revenue, talent management, and employee satisfaction and retention. Practices can use the report data to make sure they are offering competitive salary and benefit coverage, all while building toward more financial stability overall.

## Exploring industry trends

The insights highlighted in this report represent key developments that we believe are particularly relevant to dentists today, including:

- **Health care is local.** We have all heard this phrase, and it is particularly true with dental practices. Because of drastically different insurance plan rates, patients with no insurance coverage, and nuances between states, practices must understand not only their own challenges, but how they measure up against others in their area.
- **All dental practices, regardless of size or location, are struggling with workforce.** We can recall very few times when there was such a nationwide shortage of qualified applicants in the dental industry. This is evident especially when it comes to dental hygienists, dental hygienist assistants, and dental assistants. On [page 9](#) of this report, we explore salary ranges for various dental positions, as well as the benefits being offered to employees, which may help inform dental practice owners of the benefits and wages that recruits may require to fulfill their lifestyles.

## Dental practice fee schedules

At a minimum, many dentists look at raising fees each year to keep up with inflation. Having an annual dental fee strategy is a best practice we recommend implementing. Ask yourself, "When was the last time we raised our fees?" Without an annual evaluation, you may find yourself in a position years from now where you have to increase your fees by double digits just to stay in business. Understanding how you measure up to national percentiles, as well as other practices in your area can help you competitively adjust your fees. Your strategy will also have a direct impact on how much and how long you work.

## Practice management systems

There are currently many practice management systems utilized in the dental market. Based on the survey results, these top five practice management systems represent 75% of survey participants.

1. EagleSoft – 31%
2. Dentrix – 25%
3. Softdent – 8%
4. Open Dental – 6%
5. XL Dent – 5%

As with other health care providers, there are usually two to three practice management systems that work with the majority of medical practices. Dental practices are the same in this regard, with EagleSoft and Dentrix providing practice management systems for approximately 56% of the dental practices that participated in the survey. While there are a smattering of other practice management systems in play today, the number of companies in the practice management systems arena will continue to decrease as the two to three frontrunners continue to grow larger in the marketplace.





## Methodology

This report provides information from our annual dental survey, which was available for participation during August and September 2019. Our data reflects 253 practices from 24 states across the country. It should be noted that some respondents did not reply to all questions, so the number of responses throughout the survey varies. Those states with more participants can find state-specific fee schedules and wage data in the appendix. As this survey expands, additional states will have their own data sets to give deeper insights to dental practices within those locations.

These summary statistics and our data perspectives are intended to provide a general understanding of financial and operational trends. This report is not intended to provide any conclusions about correlation and dependence within the data.

We hope this report is useful in helping you understand how your practice compares to others so that you can determine what action your dental practice needs to take to improve its financial future.



## Using data to create opportunities for your dental practice

CLA exists to create opportunities — for our clients, our people, and our communities. As we build more meaningful relationships with dental practices, we seek to harness our resources to help them understand industry challenges at a deeper level so they can make bold, strategic moves to improve their financial future.

As part of our commitment to equip the dental industry with tools to enhance the success of dental practices, we created benchmarking scorecards that analyze not only financial key performance indicators (KPIs), but also operational KPIs, so that dentists can see the dollar impact of making improvements in various operating metrics. We believe that combining the data presented in this report with these scorecards, alongside CLA's vast dental industry experience, can equip you to turn this data into actionable insights to inform your operational and financial decisions.

CLA offers a wide variety of services to help you take action, including financial analysis, staff retention and benefit analysis, and fee strategy development and execution. Drawing on our experience and these survey results, we can help you manage like a CEO, save like a CFO, and practice as a dentist.

Code	Procedure	Total		
		Low	Median	High
0120	Periodic Exam	\$48	\$56	\$64
0140	Limited Oral Eval	\$66	\$83	\$96
0145	Oral Eval 3 yrs	\$47	\$68	\$88
0150	NP Comp Eval	\$74	\$92	\$107
0160	Ext Prob Focus	\$75	\$151	\$195
0180	Comp Perio Eval	\$69	\$98	\$127
0210	Complete Series	\$125	\$156	\$176
0220	PA — First	\$29	\$35	\$39
0230	PA — Each Addl	\$23	\$30	\$35
0270	Bitewing — Single	\$28	\$34	\$39
0272	Bitewings — Two	\$44	\$52	\$59
0273	Bitewings — Three	\$50	\$60	\$67
0274	Bitewings — Four	\$62	\$70	\$79
0275	3D — Scan	\$151	\$263	\$380
0277	Bitewings — Vert	\$72	\$98	\$118
0330	Panoramic	\$110	\$133	\$149
0350	Photos — Internal/External	\$35	\$74	\$91
0460	Pulp Vitality Test	\$40	\$60	\$75
0470	Diagnostic Casts	\$75	\$120	\$160
1110	Prophy — Adult	\$87	\$98	\$114
1120	Prophy — Child	\$62	\$72	\$81
1206	Fluoride Varnish	\$36	\$45	\$52
1208	Fluoride — Non Varnish	\$34	\$45	\$50
1351	Sealant — each	\$50	\$60	\$67
1352	Prevent Resin	\$75	\$110	\$156
1354	Int Carries Arrest Med — per tooth	\$25	\$49	\$80
1510	Distal Shoe Maint — Fixed — Unilateral — Excludes space Maint	\$280	\$358	\$402
1515	Space Maint — Fixed — Bilateral	\$354	\$474	\$576

Code	Procedure	Total		
		Low	Median	High
1520	Space Maint — Removable — Unilateral	\$279	\$400	\$501
1525	Space Maint — Removable — Bilateral	\$319	\$500	\$636
1550	Re-cement Space Maint	\$69	\$94	\$110
1555	Removal Fixed Space Maint	\$58	\$89	\$113
1575	Distal Shoe Space Maint — Fixed — Unilateral	\$286	\$392	\$440
2140	Amal 1 surf	\$128	\$160	\$194
2150	Amal 2 surf	\$163	\$200	\$249
2160	Amal 3 surf	\$195	\$240	\$293
2161	Amal 4+ surf	\$237	\$288	\$343
2330	Resin 1 surf Ant	\$152	\$177	\$200
2331	Resin 2 surf Ant	\$187	\$218	\$255
2332	Resin 3 surf Ant	\$225	\$265	\$310
2335	Resin 4+ surf Ant	\$275	\$322	\$372
2390	Resin Crown, Ant	\$335	\$470	\$635
2391	Resin 1 surf Post	\$168	\$200	\$223
2392	Resin 2 surf Post	\$213	\$256	\$294
2393	Resin 3 surf Post	\$266	\$313	\$361
2394	Resin 4+ surf Post	\$311	\$365	\$429
2610	Inlay/Porc 1 surf	\$750	\$1,026	\$1,258
2620	Inlay/Porc 2 surf	\$828	\$1,088	\$1,273
2630	Inlay/Porc 3 surf	\$875	\$1,130	\$1,322
2642	Onlay/Porc 2 surf	\$884	\$1,143	\$1,300
2643	Onlay/Porc 3 surf	\$955	\$1,180	\$1,347
2644	Onlay/Porc 4+ surf	\$983	\$1,210	\$1,371
2710	Crown — Resin	\$500	\$1,005	\$1,251
2740	Crown Porc Sub	\$1,060	\$1,230	\$1,369
2750	Crown Porc/Hi Noble	\$1,092	\$1,234	\$1,408
2751	Crown Porc/Base Metal	\$980	\$1,174	\$1,334

Code	Procedure	Total		
		Low	Median	High
2752	Crown Porc/Noble	\$1,050	\$1,222	\$1,355
2790	Full Gold Crown	\$1,100	\$1,278	\$1,468
2799	Provisional Crown	\$200	\$400	\$504
2910	Re-cement Inlay, Onlay or Veneer	\$88	\$121	\$149
2915	Post & Core Prefab	\$100	\$125	\$224
2920	Re-cement Crown	\$85	\$121	\$144
2930	Prefab SSC Prim	\$228	\$317	\$386
2931	Prefab SSC Perm	\$293	\$380	\$449
2932	Prefab Resin Crown	\$295	\$389	\$453
2940	Protective Rest	\$94	\$129	\$158
2950	Core Bld Up	\$240	\$297	\$342
2951	Pin Ret per Tooth	\$43	\$72	\$94
2952	Cast Post & Core	\$336	\$452	\$523
2954	Prefab Post & Core	\$298	\$380	\$432
2955	Post Removal	\$183	\$300	\$389
2957	Each Addl Prefab Post	\$106	\$202	\$250
2960	Labial Veneer — Resin — Chairside	\$459	\$690	\$899
2961	Labial Veneer — Resin — Lab	\$808	\$1,100	\$1,243
2962	Labial Veneer — Porcelain — Lab	\$1,087	\$1,240	\$1,430
3110	Pulp Cap — Direct	\$60	\$88	\$115
3220	Pulpotomy	\$160	\$217	\$257
3221	Pulpal Debridement — Prim & Perm	\$178	\$237	\$291
3310	RCT — Ant	\$705	\$816	\$920
3320	RCT — Bi Cusp	\$828	\$950	\$1,049
3330	RCT — Molar	\$1,004	\$1,163	\$1,300
3410	Apico — Ant	\$497	\$855	\$1,075
3421	Apico — Bi Cusp	\$550	\$945	\$1,175
3425	Apico — Molar	\$580	\$1,082	\$1,354
3426	Apico — Each Addl Root	\$253	\$416	\$499
3450	Root Amp — per Root	\$286	\$548	\$777
3920	Hemisection	\$251	\$496	\$655

Code	Procedure	Total		
		Low	Median	High
4210	Gingivectomy 4+ Quad	\$408	\$701	\$819
4211	Gingivectomy 1 – 3 Cont per Quad	\$177	\$320	\$406
4212	Gingivectomy Allow Access for rest	\$115	\$215	\$325
4240	Ging Flap include SRP 4 + per Quad	\$552	\$852	\$1,048
4241	Ging Flap include SRP — 1 – 3 per Quad	\$325	\$652	\$767
4249	Crown Lengthening	\$450	\$809	\$1,001
4260	Oss Surg 4+ per Quad	\$780	\$1,259	\$1,558
4261	Oss Surg 1 – 3 per Quad	\$631	\$953	\$1,102
4270	Soft Tissue Graft	\$512	\$994	\$1,225
4320	Splinting/Intracoronary	\$338	\$498	\$604
4321	Splinting/Extracoronary	\$257	\$457	\$577
4341	SRP 4+ per Quad	\$240	\$286	\$332
4342	SRP 1 – 3 per Quad	\$150	\$200	\$246
4346	Scale/complex PXS	\$124	\$169	\$237
4355	Full Mouth Debridement	\$162	\$215	\$262
4981	Delivery of Antimicrobial Agent	\$40	\$70	\$137
4910	Perio Maint	\$130	\$154	\$180
5110	Full Upper Dent	\$1,598	\$1,919	\$2,261
5120	Full Lower Dent	\$1,598	\$1,919	\$2,261
5130	Immediate Full Upper	\$1,593	\$2,047	\$2,390
5140	Immediate Full Lower	\$1,596	\$2,047	\$2,395
5211	Max Partial — Resin	\$959	\$1,476	\$2,009
5212	Mand Partial — Resin	\$995	\$1,479	\$2,009
5213	Max Part — Cast Metal	\$1,702	\$2,011	\$2,395
5214	Mand Part — Cast Metal	\$1,703	\$2,011	\$2,395
5225	Max Part — Flexible	\$1,200	\$1,741	\$2,169
5226	Mand Part — Flexible	\$1,200	\$1,741	\$2,173
5281	Unilateral Part	\$626	\$1,130	\$1,560
5410	Adj Full Upper Dent	\$60	\$92	\$114
5411	Adj Full Lower Dent	\$60	\$92	\$115

Code	Procedure	Total		
		Low	Median	High
5421	Adj Partial — Max	\$65	\$92	\$113
5422	Adj Partial — Mand	\$65	\$92	\$113
5510	Repair Full Base	\$176	\$247	\$352
5520	Replace Teeth — per tooth	\$161	\$211	\$279
5610	Repair Resin Base	\$180	\$236	\$319
5620	Repair Cast Framework	\$231	\$330	\$422
5630	Repair or Replace Clasp	\$219	\$321	\$382
5640	Replace Broken Teeth/per tooth	\$160	\$208	\$285
5650	Add tooth to Partial	\$200	\$256	\$331
5660	Add Clasp to Partial	\$246	\$323	\$405
5730	Reline Max Full — Chairside	\$275	\$425	\$545
5731	Reline Mand Full — Chairside	\$281	\$425	\$545
5740	Reline Max Part — Chairside	\$280	\$416	\$520
5741	Reline Mand Part — Chairside	\$277	\$415	\$523
5750	Reline Max Full — Lab	\$436	\$550	\$665
5751	Reline Mand Full — Lab	\$436	\$550	\$662
5760	Reline Max Part — Lab	\$425	\$540	\$669
5761	Reline Mand Part — Lab	\$428	\$541	\$671
5810	Interim Max Full	\$598	\$856	\$1,124
5811	Interim Mand Full	\$600	\$863	\$1,118
5820	Interim Max Part	\$478	\$699	\$939
5821	Interim Mand Partial	\$479	\$700	\$936
5862	Precision Attachment	\$400	\$720	\$869
5863	Overdenture Max Full	\$1,683	\$2,301	\$3,140
5865	Overdenture Mand Full	\$1,705	\$2,341	\$3,172
5867	Replace Attachment	\$75	\$320	\$548
5982	Surgical Stent	\$177	\$409	\$540
5986	Fluoride Gel Carrier	\$78	\$180	\$250
6010	Surg Place Implant	\$1,700	\$2,200	\$2,473
6055	Connecting Bar — Implant supported	\$794	\$2,500	\$3,796
6056	Prefab Abut — Incl Place	\$586	\$829	\$1,045

Code	Procedure	Total		
		Low	Median	High
6057	Custom Abut — Incl Place	\$700	\$960	\$1,150
6058	Abut Sup Porc Crown	\$1,193	\$1,485	\$1,736
6059	Abut Sup Porc/Hi Noble Crown	\$1,195	\$1,500	\$1,761
6060	Abut Sup Crown — Base Metal	\$1,130	\$1,395	\$1,755
6061	Abut Sup Crown — Noble	\$1,154	\$1,446	\$1,743
6062	Abut Sup Cast Metal Crown — Hi Noble	\$1,214	\$1,535	\$1,852
6064	Abut Sup Cast Metal — Noble	\$1,144	\$1,489	\$1,841
6065	Impl Sup All Porc Crown	\$1,209	\$1,669	\$2,110
6066	Impl Sup Porc/Metal Crown — Hi Noble	\$1,200	\$1,700	\$2,088
6067	Imp Sup Metal Crown — Hi Noble	\$1,200	\$1,735	\$2,124
6068	Abut Sup Ret — Porc	\$1,176	\$1,504	\$1,860
6069	Abut Sup Ret Porc — Hi Noble	\$1,200	\$1,545	\$1,858
6071	Abut Sup Ret Porc — Noble	\$1,193	\$1,483	\$1,829
6072	Abut Sup Ret Cast — Hi Noble	\$1,235	\$1,579	\$1,857
6075	Imp Sup Ret Ceramic FPD	\$1,305	\$1,697	\$2,105
6076	Impl Sup Ret — Porc/Met — Hi Noble FPD	\$1,229	\$1,679	\$2,150
6077	Impl Sup Ret — Cast Met FPD	\$1,286	\$1,705	\$2,196
6080	Impl Maint and Cleaning	\$121	\$283	\$385
6092	Re-cement Impl Abut Crown	\$99	\$142	\$194
6093	Re-cement Impl Sup FPD	\$121	\$200	\$263
6190	X-ray/Surg Impl	\$227	\$412	\$599
6210	Pontic — Cast — Hi Noble	\$1,027	\$1,236	\$1,385
6211	Pontic — Cast — Base Metal	\$913	\$1,172	\$1,347
6212	Pontic — Cast — Noble Metal	\$995	\$1,200	\$1,367
6240	Pontic — Porc — Hi Noble	\$1,051	\$1,223	\$1,375
6241	Pontic — Porc — Base Metal	\$944	\$1,168	\$1,340
6242	Pontic — Porc — Noble	\$1,035	\$1,202	\$1,370
6245	Pontic — All Porc	\$1,046	\$1,223	\$1,371
6250	Pontic — Resin — Hi Noble	\$1,009	\$1,250	\$1,369
6251	Pontic — Resin — Base Metal	\$950	\$1,181	\$1,337

Code	Procedure	Total		
		Low	Median	High
6253	Prov Pontic	\$184	\$484	\$871
6545	Ret — Cast Metal	\$474	\$776	\$1,214
6548	Ret — Porc	\$532	\$983	\$1,236
6740	Crown — All Porc	\$1,062	\$1,245	\$1,371
6750	Crown — Proc — Hi Noble	\$1,091	\$1,232	\$1,371
6751	Crown — Porc — Base Metal	\$982	\$1,200	\$1,342
6752	Crown Porc — Noble	\$1,064	\$1,207	\$1,348
6790	Full Gold Crown	\$1,082	\$1,253	\$1,406
6920	Connector Bar	\$294	\$981	\$1,314
6930	Re-cement Bridge	\$127	\$185	\$230
6940	Stress Breaker	\$247	\$412	\$537
6950	Precision Attach	\$334	\$679	\$816
6980	FPD Repair	\$208	\$363	\$486
7111	Ext Coron Rem — Decid	\$105	\$142	\$178
7140	Extraction	\$162	\$195	\$220
7210	Surgical Ext	\$251	\$318	\$375
7220	Soft Tissue Imp	\$311	\$371	\$422
7230	Partial Bony Imp	\$364	\$467	\$542
7240	Complete Bony Imp	\$435	\$567	\$650
7250	Surg Ext — Residual Roots	\$270	\$333	\$400
7270	Tooth Reimplant	\$315	\$580	\$721
7280	Surg Access Unerupted tooth	\$250	\$518	\$671
7285	Biopsy — Hard Tissue	\$251	\$494	\$1,019
7286	Biopsy — Soft Tissue	\$225	\$375	\$468
7288	Brush Biopsy	\$147	\$218	\$284
7310	Alveolo w/Exts 4+	\$223	\$360	\$420
7311	Alveolo w/Exts 1 – 3	\$216	\$330	\$380
7320	Alveolo w/out 4+	\$350	\$498	\$646
7321	Alveolo w/out 1 – 3	\$300	\$445	\$543
7410	Excision — Benign Lesion	\$255	\$422	\$608
7510	Incision and Drain	\$170	\$268	\$336

Code	Procedure	Total		
		Low	Median	High
7530	Removal Foreign Body	\$207	\$363	\$551
7880	Occ Orthotic	\$527	\$800	\$1,334
7960	Frenulectomy	\$337	\$483	\$601
8040	Limited Ortho — Adult	\$1,922	\$3,555	\$4,591
8080	Comp Ortho — Adolescent	\$4,950	\$5,714	\$6,875
8090	Comp Ortho — Adult	\$4,750	\$5,728	\$6,752
8210	Removable Therapy	\$356	\$891	\$1,500
8220	Fixed Therapy	\$400	\$961	\$1,469
8680	Ortho Retention	\$135	\$394	\$589
8692	Replace Retainer	\$123	\$265	\$373
8693	Re-cement Fixed Ret	\$75	\$175	\$290
9110	Palliative Tx	\$103	\$144	\$190
9120	Bridge Resection	\$80	\$169	\$242
9215	Local Anesthesia	\$26	\$48	\$75
9230	N2O	\$49	\$77	\$99
9248	Conscious Sedation	\$159	\$346	\$456
9310	Consult	\$75	\$110	\$169
9440	After Hours Visit	\$120	\$175	\$227
9910	Application of Desensitizing Meds	\$27	\$58	\$79
9911	Desensitizing — Root Surf	\$32	\$65	\$87
9940	Occ Guard	\$291	\$572	\$725
9941	Athletic Guard	\$55	\$164	\$281
9951	Occ Adj — Limited	\$65	\$156	\$239
9952	Occ Adj — Complete	\$257	\$681	\$897
9970	MicroAbrasion	\$68	\$172	\$244
9971	Odonto 1 – 2 Teeth	\$60	\$112	\$190
9972	Ext Bleaching per Arch — In Office	\$170	\$300	\$499
9975	External Bleaching-per Arch — Custom Trays/Materials — Home	\$116	\$225	\$372
9999	Home Bleaching Kit	\$50	\$100	\$356



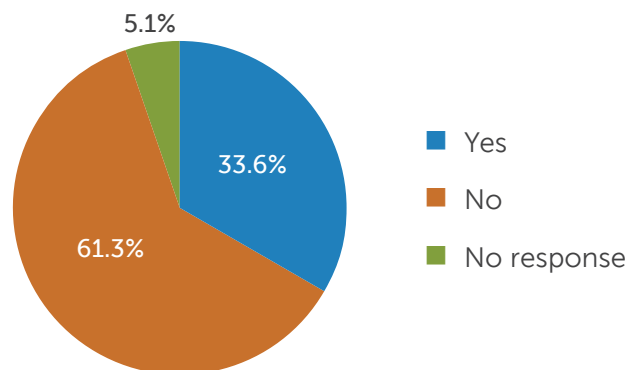
The old adage, “good help is hard to find” has never been as relevant as it is today, with workforce shortages affecting dental practices across the country. In addition to the large number of retiring dentists, we are also seeing a significant number of experienced office managers, hygienists, and assistants retiring. These transitions have been the driving force of significant wage increases for hygienists, especially for positions in and around large metropolitan areas. Today’s workforce shortage has ignited an attempt by dental practices to make themselves more appealing to applicants through wage increases and improved benefit packages.

## Defining full-time employment

Within the health care industry, there are many thoughts as to the number of hours that are considered full-time employment. When asked the definition of a full-time employee, there is almost an even split between those who consider 30 to 32 hours per week as full-time and those who consider over 32 hours per week as full-time. As wages and benefits are reviewed, owners should keep in mind that:

- 6% of participants considered full time as less than 30 hours per week
- 48% of participants considered full time as 30 to 32 hours per week
- 41% of participants considered full time as over 32 hours per week
- 5% of participants did not respond

**Does the practice offer** a bonus plan for staff based on production, collections, or some other measure?



	Median annual salary	25th percentile	50th percentile	75th percentile	90th percentile
<b>Hygienist assistant</b>					
1 year or less experience	\$31,200	\$12.00	\$15.00	\$15.50	\$16.00
2 – 5 years experience	\$33,280	\$14.00	\$16.00	\$18.00	\$19.00
5 – 10 years experience	\$37,440	\$17.00	\$18.00	\$20.13	\$23.20
10+ years experience	\$41,600	\$18.00	\$20.00	\$25.00	\$36.60
<b>Dental assistant</b>					
1 year or less experience	\$33,280	\$14.50	\$16.00	\$17.50	\$20.00
2 – 5 years experience	\$37,440	\$16.00	\$18.00	\$20.00	\$22.00
5 – 10 years experience	\$41,558	\$18.00	\$19.98	\$22.00	\$25.00
10+ years experience	\$47,320	\$20.00	\$22.75	\$25.00	\$28.30
<b>Registered dental hygienist</b>					
1 year or less experience	\$63,960	\$28.13	\$30.75	\$35.00	\$41.00
2 – 5 years experience	\$68,640	\$30.00	\$33.00	\$36.00	\$42.83
5 – 10 years experience	\$70,720	\$32.00	\$34.00	\$36.00	\$45.00
10+ years experience	\$74,880	\$34.13	\$36.00	\$40.00	\$44.00
<b>Front desk staff</b>					
1 year or less experience	\$33,280	\$14.68	\$16.00	\$18.00	\$20.00
2 – 5 years experience	\$37,440	\$16.00	\$18.00	\$20.50	\$22.75
5 – 10 years experience	\$41,600	\$18.88	\$20.00	\$22.00	\$24.00
10+ years experience	\$45,760	\$20.00	\$22.00	\$25.00	\$27.50
<b>Insurance coordinator</b>					
1 year or less experience	\$37,440	\$16.00	\$18.00	\$20.00	\$20.70
2 – 5 years experience	\$40,560	\$17.63	\$19.50	\$20.75	\$22.88
5 – 10 years experience	\$42,640	\$18.00	\$20.50	\$23.00	\$25.00
10+ years experience	\$49,920	\$20.78	\$24.00	\$26.50	\$28.40
<b>Treatment/financial coordinator</b>					
1 year or less experience	\$37,440	\$16.00	\$18.00	\$21.00	\$23.10
2 – 5 years experience	\$41,600	\$18.00	\$20.00	\$22.75	\$24.75
5 – 10 years experience	\$41,600	\$19.00	\$20.00	\$22.00	\$25.00
10+ years experience	\$47,840	\$20.13	\$23.00	\$25.75	\$28.00
<b>Office manager</b>					
1 year or less experience	\$49,920	\$20.00	\$24.00	\$25.00	\$28.00
2 – 5 years experience	\$54,080	\$22.50	\$26.00	\$29.00	\$34.55
5 – 10 years experience	\$52,000	\$22.88	\$25.00	\$30.00	\$32.75
10+ years experience	\$60,160	\$25.00	\$28.92	\$33.00	\$36.84

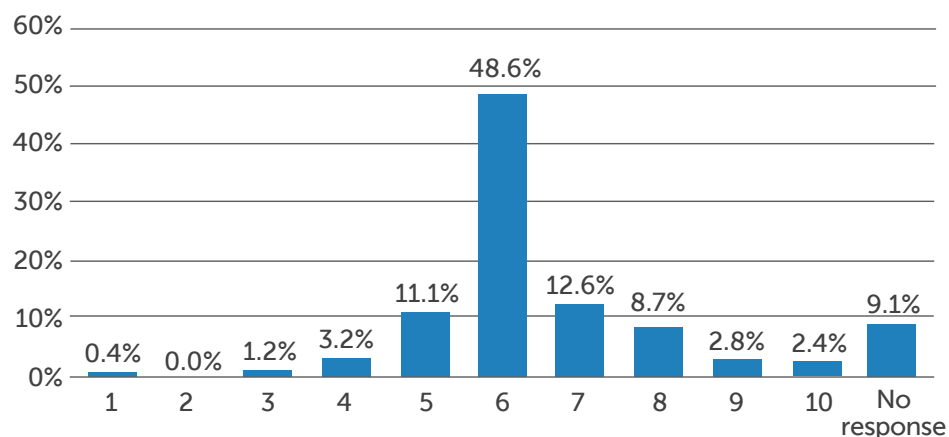
Percentile breakouts represent hourly wage rates. The median annual salary was calculated by taking the 50th percentile wage rate multiplied by 2080 hours.

## Paid time off

If a recruit feels a connection with a particular dental practice, but the compensation is not what he/she is hoping, paid time off or vacation time may make up the difference. 49% of participants stated that their practice had a combined PTO and sick time policy, while 44% keep vacation and sick time separate. The remaining 7% did not respond to the question.

The table to the right shows the percentage of practices offering time off based on the number of years employees have been with the practice, while the graph below summarizes the number of paid holidays offered by practices.

Annual Paid Holidays



Combined PTO

	Upon hire	After 1 year	After 2 years	After 3 years	After 4 years	After 5 years	After 10 years
0 hours	46.0%	0.8%	0.8%	0.8%	0.8%	0.8%	0.8%
1 – 39 hours	20.2%	47.6%	18.5%	6.5%	4.8%	1.6%	0.0%
40 – 79 hours	11.3%	31.5%	44.4%	40.3%	35.5%	28.2%	16.9%
80 – 119 hours	3.2%	8.9%	17.7%	31.5%	31.5%	40.3%	34.7%
120+ hours	0.8%	3.2%	4.8%	5.6%	5.6%	16.9%	32.3%
No response	18.5%	8.1%	13.7%	15.3%	21.8%	12.1%	15.3%

Vacation Time

	Upon hire	After 1 year	After 2 years	After 3 years	After 4 years	After 5 years	After 10 years
0 hours	47.3%	1.8%	2.7%	1.8%	2.7%	1.8%	0.9%
1 – 39 hours	17.9%	67.9%	27.7%	14.3%	10.7%	5.4%	4.5%
40 – 79 hours	5.4%	21.4%	42.9%	45.5%	42.0%	26.8%	10.7%
80 – 119 hours	0.0%	1.8%	8.0%	16.1%	16.1%	40.2%	39.3%
120+ hours	0.0%	0.9%	0.9%	2.7%	3.6%	15.2%	28.6%
No response	29.5%	6.3%	17.9%	19.6%	25.0%	10.7%	16.1%

Sick Time

	Upon hire	After 1 year	After 2 years	After 3 years	After 4 years	After 5 years	After 10 years
0 – 10 hours	49.1%	21.4%	17.9%	17.0%	17.0%	17.0%	17.0%
11 – 20 hours	6.3%	15.2%	14.3%	15.2%	12.5%	10.7%	10.7%
21 – 30 hours	7.1%	12.5%	13.4%	12.5%	15.2%	16.1%	15.2%
31 – 40 hours	10.7%	28.6%	27.7%	26.8%	26.8%	25.9%	25.0%
40+ hours	2.7%	9.8%	10.7%	11.6%	10.7%	13.4%	15.2%
No response	24.1%	12.5%	16.1%	17.0%	17.9%	17.0%	17.0%

## Employee benefits

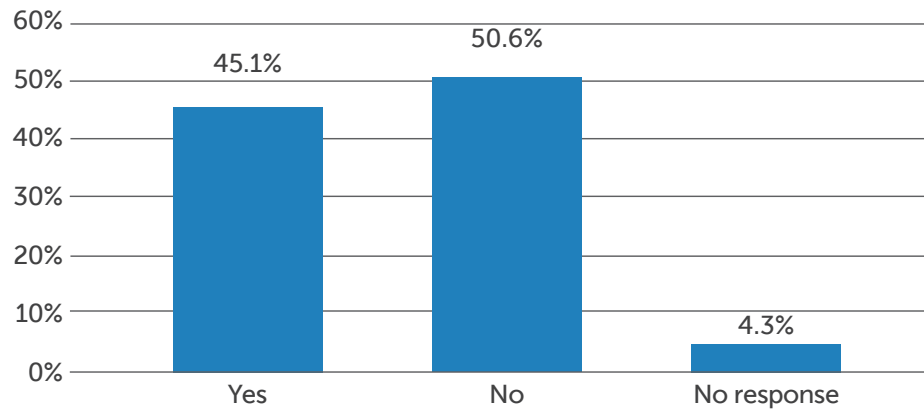
With the ongoing battle to retain quality team members, there is an upswing in the number of practices offering health insurance and other employee benefits, such as retirement plans and uniform allowances. Recruits are looking for more than just a salary. In order to hire and retain qualified employees, dental practice owners should be asking themselves what benefits their competitors are offering and how they can introduce similar offerings in their own practice.

## Health insurance

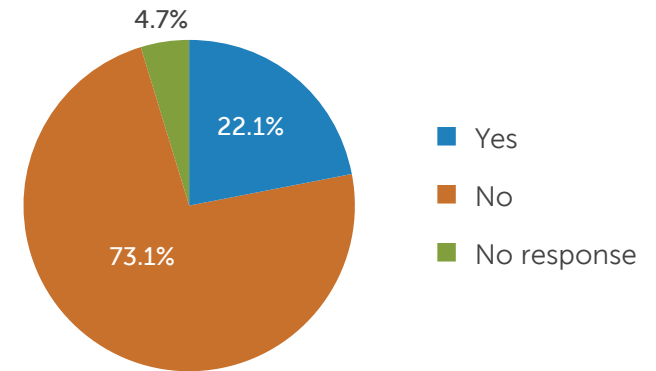
Although the majority of dental practices don't offer health insurance to their employees, the percentage of practices that do has steadily increased year over year. It would be advantageous for practices that do not currently offer health insurance to begin looking into the cost for their employees, as this is becoming a game changer for employee retention. Details on health insurance data can be found on the next page.



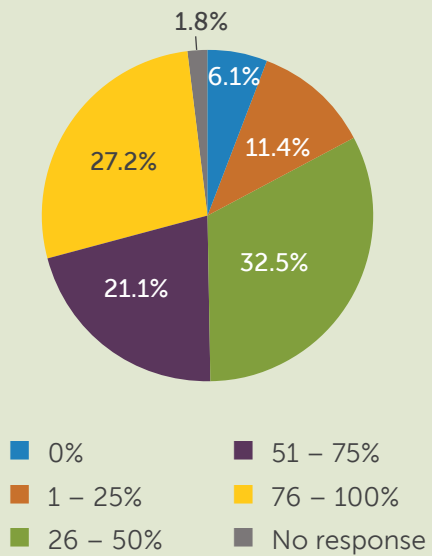
## Does the practice offer health insurance to employees?



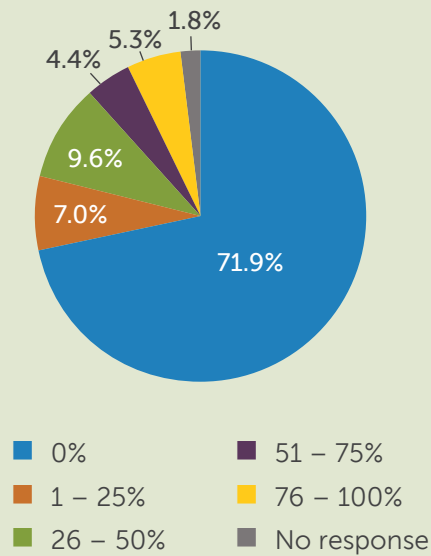
## Does the practice offer flexible spending accounts?



### Percent Paid by Practice for Individual Coverage



### Percent Paid by Practice for Family Coverage

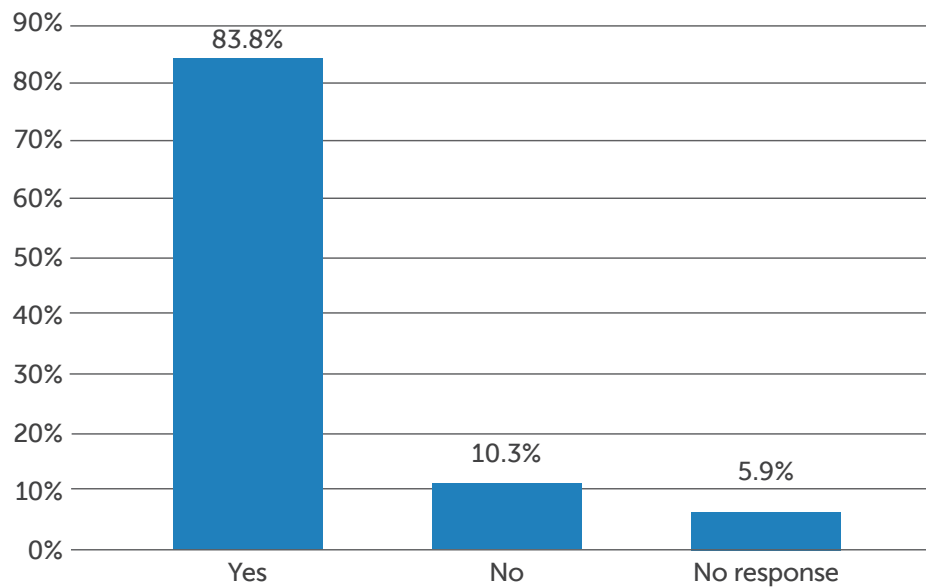




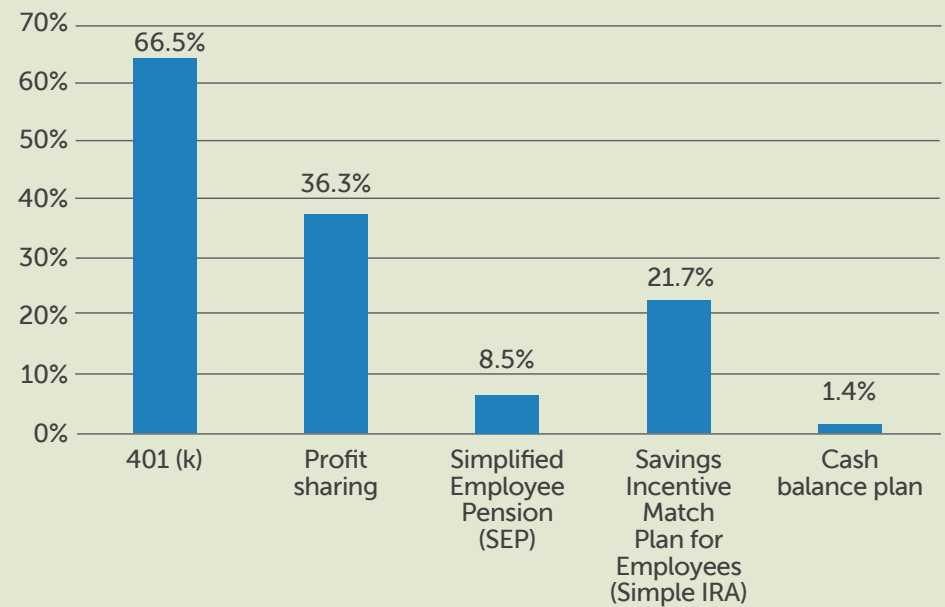
## Retirement plan options

Employees saving for their retirement instead of counting on Social Security benefits are now the norm instead of the exception. Many dental practices maintain a 401(k) plan so that employees may defer a portion of their wages to the plan. And many of these practices provide a matching contribution. Other dental practices have included a profit-sharing plan with their 401(k) plan, since the contribution may be discretionary and made during the more profitable years of the practice.

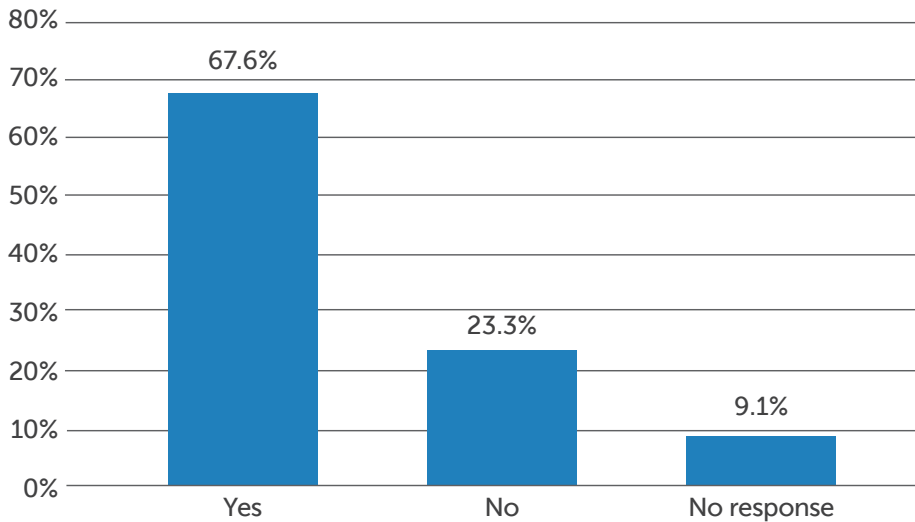
### Does the practice offer a retirement plan?



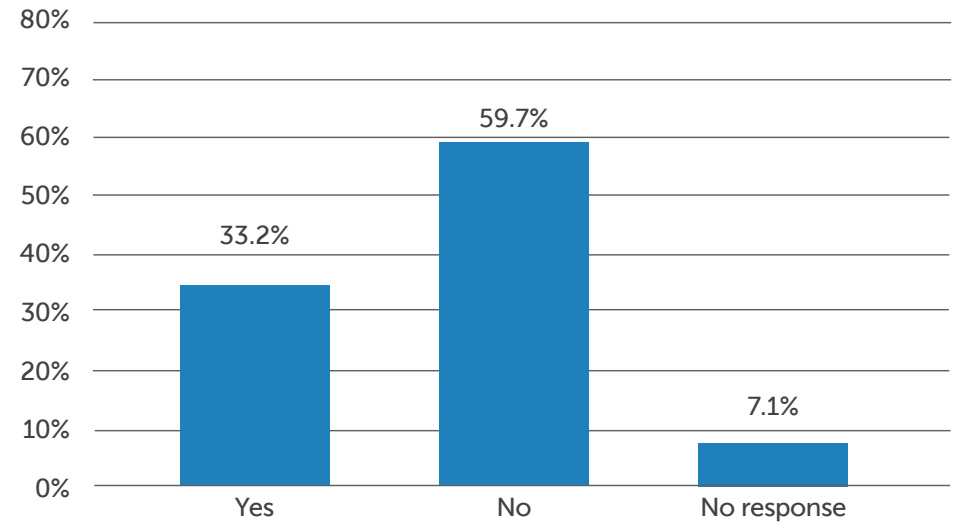
### Type of Retirement Plan



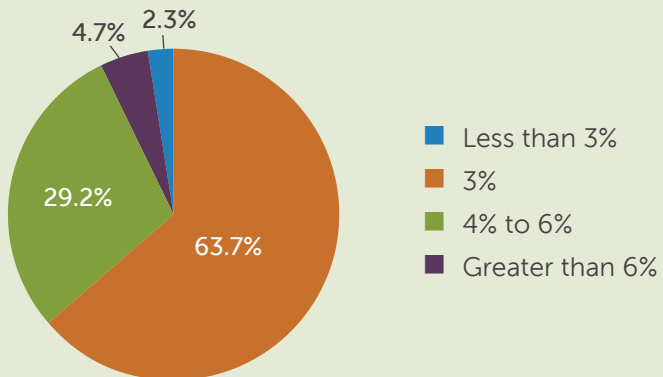
**Does the practice offer** a matching contribution to a retirement plan on an employee's behalf?



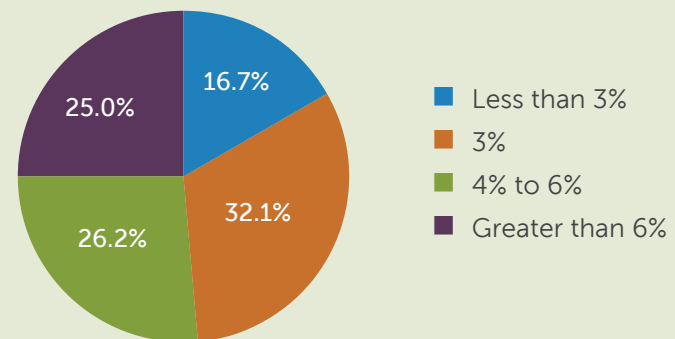
**Does the practice offer** a profit sharing contribution?



Matching Contribution Percentage



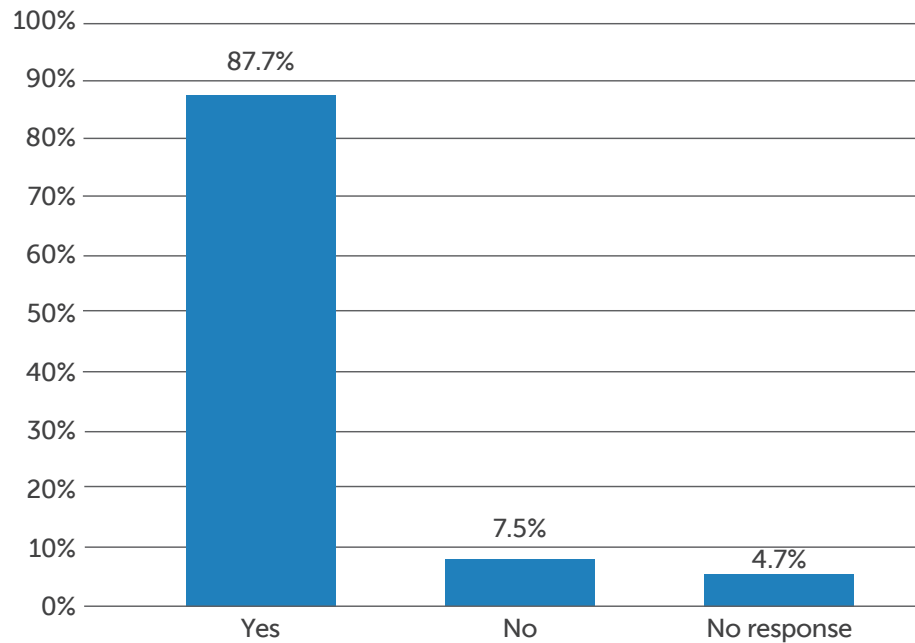
Matching Contribution Percentage



## Dental benefits

Dental practices overwhelmingly offer dental courtesy discounts. Of the practices that offer dental benefits, 98.2% of respondents offer a discount to employees, and 95.9% offer a discount to employees' family members. Given that the vast majority of respondents offer this benefit, it might be considered disadvantageous to staff retention if this benefit is not offered by the practice.

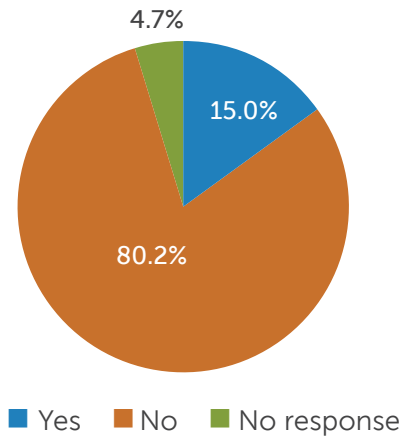
### Does the practice offer dental benefits?



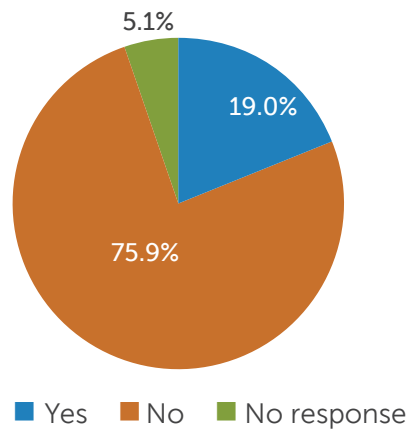
## Other benefits

As you consider offering additional benefits to employees, consider what benefit options your current staff and potential hires might be looking for.

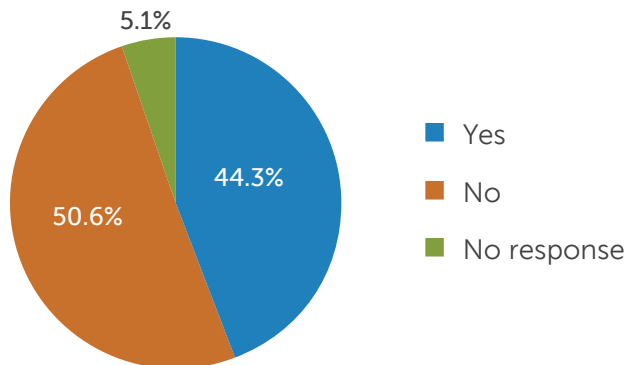
### Does the practice offer life insurance to staff?



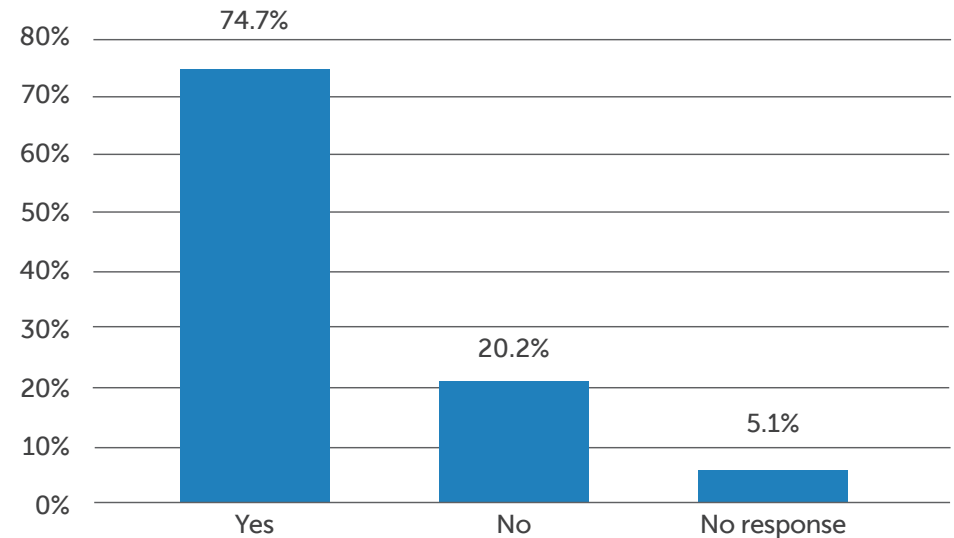
### Does the practice offer disability insurance to staff?



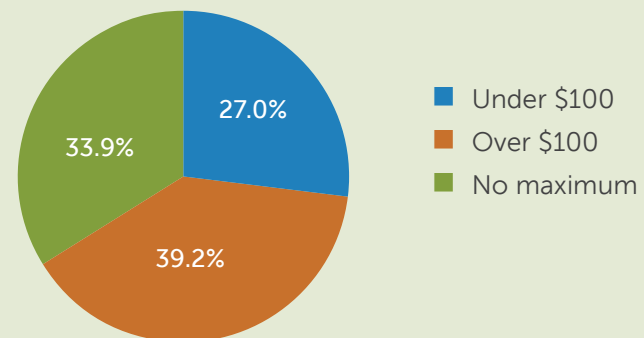
### Does the practice offer payment for professional memberships or organizational benefits and dues for staff?



### Does the practice offer a uniform allowance?



### Amount of Uniform Allowance





CLA exists to create opportunities for our clients, our people, and our communities through industry-focused wealth advisory, outsourcing, audit, tax, and consulting services. With more than 6,100 people, 120 U.S. locations and a global affiliation, we promise to know you and help you. For more information visit [CLAconnect.com](https://CLAconnect.com).

*Investment advisory services are offered through CliftonLarsonAllen Wealth Advisors, LLC, an SEC-registered investment advisor.*

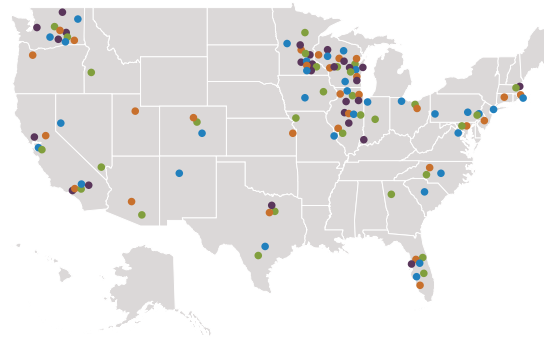
More than  
**6,100**  
people



More than  
**120**  
U.S. locations



Our  
**global**  
affiliation



## Create Opportunities

**Our purpose**

CLA exists to create opportunities — for our clients, our people, and our communities.

**Strategic advantages**

- Deep industry specialization
- Seamless, integrated capabilities
- Premier resource for private businesses and owners
- Inspired careers

**Our promise**

We promise to know you and help you.

**CLA family culture**

One family working together to create opportunities through industry-focused wealth advisory, outsourcing, audit, tax, and consulting services.

## Services for dental practices

Our customized services support the evolving needs of dental practices. We are a premier resource for health care providers, with deep industry specialization that allows us to help in all areas of the practice. These advantages propel us forward as we create opportunities, develop relationships, and provide value for dental practices.

Due to escalating operating costs, personnel shortages, and the need for state-of-the-art technology, dental practices are being forced to re-examine the way they do business. CLA understands that these challenges require more than ordinary answers; they require forward-thinking and creative strategies that will help carry you into the future. We proactively stay informed on industry trends and the regulatory and operational environment to help position your organization for upcoming challenges and opportunities.



## We can help



Christine Abell  
Principal, Dental and Physician  
Practices Leader  
[christine.abell@CLAconnect.com](mailto:christine.abell@CLAconnect.com)  
602-604-3697



Terry O'Reilly  
Principal  
[terrance.oreilly@CLAconnect.com](mailto:terrance.oreilly@CLAconnect.com)  
612-376-4546



Darel Thomsen  
Principal  
[darel.thomsen@CLAconnect.com](mailto:darel.thomsen@CLAconnect.com)  
509-572-3018



Brian Heyndrickx  
Director  
[brian.heyndrickx@CLAconnect.com](mailto:brian.heyndrickx@CLAconnect.com)  
920-996-1177



Kendall Butler  
Consultant  
[kendall.butler@CLAconnect.com](mailto:kendall.butler@CLAconnect.com)  
920-996-1356



Brandi Thesing  
Director  
[brandi.thesing@CLAconnect.com](mailto:brandi.thesing@CLAconnect.com)  
612-397-3213

## Minnesota fee schedule

Minnesota's fee schedule results are based on 52 total responses from Minnesota dental practices. We have also included a breakdown for the Twin Cities Metro and outstate areas.

Code	Procedure	Minnesota			Minnesota — Metro			Minnesota — Outstate		
		Low	Median	High	Low	Median	High	Low	Median	High
0120	Periodic Exam	\$51	\$57	\$64	\$54	\$60	\$66	\$50	\$55	\$61
0140	Limited Oral Eval	\$68	\$79	\$91	\$74	\$85	\$97	\$66	\$78	\$85
0145	Oral Eval 3 yrs	\$38	\$58	\$85	\$49	\$62	\$88	\$37	\$55	\$82
0150	NP Comp Eval	\$75	\$87	\$101	\$78	\$93	\$110	\$73	\$83	\$93
0160	Ext Prob Focus	\$75	\$111	\$196	\$83	\$108	\$178	\$75	\$130	\$195
0180	Comp Perio Eval	\$61	\$89	\$117	\$69	\$96	\$106	\$60	\$88	\$126
0210	Complete Series	\$133	\$148	\$169	\$139	\$156	\$169	\$132	\$145	\$161
0220	PA — First	\$29	\$34	\$38	\$32	\$36	\$40	\$26	\$33	\$35
0230	PA — Each Addl	\$23	\$28	\$35	\$23	\$32	\$38	\$24	\$27	\$33
0270	Bitewing — Single	\$28	\$33	\$38	\$31	\$34	\$40	\$27	\$33	\$35
0272	Bitewings — Two	\$46	\$52	\$59	\$49	\$57	\$62	\$46	\$50	\$55
0273	Bitewings — Three	\$52	\$59	\$67	\$53	\$62	\$70	\$53	\$57	\$62
0274	Bitewings — Four	\$62	\$68	\$74	\$65	\$72	\$78	\$62	\$66	\$72
0275	3D — Scan	\$202	\$295	\$456	\$311	\$373	\$435	\$192	\$275	\$401
0277	Bitewings — Vert	\$72	\$98	\$125	\$75	\$95	\$135	\$69	\$100	\$110
0330	Panoramic	\$111	\$133	\$150	\$116	\$146	\$152	\$109	\$130	\$143
0350	Photos — Internal/External	\$50	\$76	\$99	\$49	\$64	\$123	\$53	\$81	\$91
0460	Pulp Vitality Test	\$39	\$62	\$83	\$40	\$72	\$86	\$34	\$55	\$74
0470	Diagnostic Casts	\$63	\$102	\$172	\$78	\$98	\$160	\$58	\$104	\$166
1110	Prophy — Adult	\$92	\$101	\$112	\$94	\$108	\$114	\$92	\$97	\$107
1120	Prophy — Child	\$65	\$71	\$81	\$67	\$76	\$83	\$56	\$69	\$77
1206	Fluoride Varnish	\$39	\$45	\$51	\$42	\$46	\$56	\$38	\$44	\$47
1208	Fluoride — Non Varnish	\$39	\$45	\$51	\$42	\$45	\$51	\$34	\$44	\$48
1351	Sealant — each	\$49	\$59	\$64	\$56	\$62	\$66	\$45	\$57	\$61
1352	Prevent Resin	\$64	\$110	\$196	\$78	\$110	\$206	\$64	\$103	\$152

Code	Procedure	Minnesota			Minnesota — Metro			Minnesota — Outstate		
		Low	Median	High	Low	Median	High	Low	Median	High
1354	Int Carries Arrest Med — per tooth	\$32	\$50	\$79	\$31	\$59	\$87	\$33	\$47	\$79
1510	Distal Shoe Maint — Fixed — Unilateral — Excludes space Maint	\$249	\$339	\$465	\$315	\$378	\$479	\$201	\$305	\$404
1515	Space Maint — Fixed — Bilateral	\$345	\$445	\$551	\$401	\$460	\$584	\$316	\$406	\$507
1520	Space Maint — Removable — Unilateral	\$273	\$372	\$460	\$267	\$380	\$475	\$281	\$365	\$423
1525	Space Maint — Removable — Bilateral	\$289	\$471	\$583	\$313	\$425	\$621	\$317	\$477	\$572
1550	Re-cement Space Maint	\$66	\$86	\$114	\$75	\$102	\$129	\$65	\$79	\$98
1555	Removal Fixed Space Maint	\$55	\$85	\$123	\$73	\$92	\$138	\$51	\$74	\$101
1575	Distal Shoe Space Maint — Fixed — Unilateral	\$324	\$363	\$452	\$410	\$450	\$490	\$319	\$340	\$397
2140	Amal 1 surf	\$127	\$146	\$174	\$136	\$159	\$181	\$126	\$143	\$159
2150	Amal 2 surf	\$163	\$185	\$220	\$168	\$201	\$237	\$159	\$180	\$204
2160	Amal 3 surf	\$198	\$225	\$274	\$212	\$251	\$293	\$195	\$219	\$248
2161	Amal 4+ surf	\$243	\$277	\$331	\$251	\$305	\$345	\$237	\$270	\$309
2330	Resin 1 surf Ant	\$155	\$174	\$195	\$169	\$187	\$203	\$153	\$168	\$184
2331	Resin 2 surf Ant	\$195	\$219	\$259	\$211	\$249	\$269	\$184	\$209	\$238
2332	Resin 3 surf Ant	\$236	\$276	\$319	\$267	\$308	\$335	\$225	\$256	\$297
2335	Resin 4+ surf Ant	\$274	\$323	\$375	\$298	\$359	\$405	\$270	\$316	\$361
2390	Resin Crown, Ant	\$352	\$445	\$698	\$324	\$434	\$600	\$355	\$446	\$754
2391	Resin 1 surf Post	\$165	\$192	\$214	\$183	\$207	\$221	\$165	\$182	\$202
2392	Resin 2 surf Post	\$235	\$262	\$307	\$250	\$291	\$310	\$220	\$249	\$284
2393	Resin 3 surf Post	\$279	\$327	\$367	\$302	\$357	\$379	\$273	\$310	\$351
2394	Resin 4+ surf Post	\$331	\$379	\$448	\$339	\$412	\$459	\$322	\$360	\$418
2610	Inlay/Porc 1 surf	\$745	\$978	\$1,231	\$897	\$1,048	\$1,214	\$742	\$876	\$1,270
2620	Inlay/Porc 2 surf	\$838	\$1,063	\$1,223	\$1,018	\$1,130	\$1,214	\$831	\$1,013	\$1,227
2630	Inlay/Porc 3 surf	\$901	\$1,163	\$1,302	\$1,050	\$1,178	\$1,317	\$889	\$1,092	\$1,281
2642	Onlay/Porc 2 surf	\$822	\$1,130	\$1,299	\$948	\$1,150	\$1,325	\$822	\$1,125	\$1,278
2643	Onlay/Porc 3 surf	\$965	\$1,201	\$1,370	\$1,132	\$1,265	\$1,382	\$911	\$1,110	\$1,306
2644	Onlay/Porc 4+ surf	\$1,010	\$1,220	\$1,353	\$1,130	\$1,238	\$1,410	\$953	\$1,155	\$1,336



Code	Procedure	Minnesota			Minnesota — Metro			Minnesota — Outstate		
		Low	Median	High	Low	Median	High	Low	Median	High
2710	Crown — Resin	\$638	\$862	\$1,166	\$722	\$1,062	\$1,172	\$534	\$775	\$1,144
2740	Crown Porc Sub	\$1,082	\$1,220	\$1,372	\$1,130	\$1,340	\$1,434	\$1,042	\$1,175	\$1,279
2750	Crown Porc/Hi Noble	\$1,108	\$1,230	\$1,401	\$1,201	\$1,335	\$1,434	\$1,098	\$1,177	\$1,312
2751	Crown Porc/Base Metal	\$979	\$1,150	\$1,354	\$995	\$1,202	\$1,370	\$998	\$1,125	\$1,279
2752	Crown Porc/Noble	\$1,065	\$1,175	\$1,369	\$1,142	\$1,300	\$1,386	\$1,053	\$1,150	\$1,271
2790	Full Gold Crown	\$1,095	\$1,262	\$1,438	\$1,234	\$1,357	\$1,502	\$1,031	\$1,197	\$1,372
2799	Provisional Crown	\$183	\$377	\$524	\$217	\$388	\$548	\$160	\$352	\$501
2910	Re-cement Inlay, Onlay or Veneer	\$84	\$111	\$144	\$98	\$113	\$154	\$73	\$110	\$141
2915	Post & Core Prefab	\$92	\$118	\$170	\$101	\$116	\$174	\$76	\$121	\$141
2920	Re-cement Crown	\$77	\$110	\$144	\$97	\$116	\$150	\$74	\$101	\$141
2930	Prefab SSC Prim	\$230	\$331	\$414	\$320	\$395	\$470	\$220	\$290	\$368
2931	Prefab SSC Perm	\$295	\$386	\$464	\$344	\$409	\$534	\$280	\$365	\$418
2932	Prefab Resin Crown	\$275	\$389	\$497	\$338	\$416	\$548	\$254	\$360	\$453
2940	Protective Rest	\$80	\$121	\$191	\$116	\$155	\$210	\$74	\$107	\$130
2950	Core Bld Up	\$227	\$297	\$358	\$270	\$330	\$380	\$227	\$278	\$320
2951	Pin Ret per Tooth	\$39	\$68	\$110	\$30	\$68	\$110	\$48	\$66	\$103
2952	Cast Post & Core	\$327	\$430	\$563	\$317	\$418	\$547	\$331	\$446	\$550
2954	Prefab Post & Core	\$281	\$355	\$444	\$300	\$384	\$465	\$271	\$326	\$414
2955	Post Removal	\$163	\$226	\$338	\$163	\$190	\$255	\$173	\$284	\$342
2957	Each Addl Prefab Post	\$88	\$141	\$232	\$82	\$115	\$171	\$97	\$169	\$270
2960	Labial Veneer — Resin — Chairside	\$423	\$673	\$910	\$555	\$690	\$946	\$403	\$649	\$783
2961	Labial Veneer — Resin — Lab	\$828	\$1,017	\$1,251	\$928	\$1,117	\$1,268	\$806	\$977	\$1,181
2962	Labial Veneer — Porcelain — Lab	\$1,100	\$1,227	\$1,437	\$1,193	\$1,355	\$1,476	\$1,087	\$1,162	\$1,305
3110	Pulp Cap — Direct	\$59	\$88	\$150	\$75	\$92	\$153	\$47	\$80	\$139
3120	Pulp Cap — Indirect	\$50	\$87	\$158	\$72	\$90	\$153	\$45	\$85	\$150
3220	Pulpotomy	\$143	\$208	\$257	\$187	\$232	\$300	\$130	\$198	\$223
3221	Pulpal Debridement — Prim & Perm	\$175	\$225	\$290	\$178	\$245	\$307	\$177	\$205	\$250
3310	RCT — Ant	\$700	\$815	\$921	\$782	\$878	\$927	\$692	\$779	\$855
3320	RCT — Bi Cusp	\$828	\$939	\$1,065	\$887	\$1,009	\$1,085	\$795	\$902	\$1,001

Code	Procedure	Minnesota			Minnesota — Metro			Minnesota — Outstate		
		Low	Median	High	Low	Median	High	Low	Median	High
3330	RCT — Molar	\$1,024	\$1,151	\$1,273	\$1,067	\$1,225	\$1,287	\$949	\$1,100	\$1,255
3410	Apico — Ant	\$342	\$738	\$1,016	\$779	\$995	\$8,859	\$326	\$690	\$902
3421	Apico — Bi Cusp	\$358	\$762	\$945	\$788	\$934	\$1,079	\$325	\$762	\$907
3425	Apico — Molar	\$369	\$863	\$1,122	\$814	\$997	\$1,179	\$325	\$863	\$1,059
3426	Apico — Each Addl Root	\$200	\$292	\$430	\$205	\$205	\$205	\$239	\$315	\$434
3450	Root Amp — per Root	\$199	\$509	\$639	\$343	\$354	\$364	\$198	\$538	\$644
3920	Hemisection	\$216	\$415	\$522	\$307	\$465	\$606	\$207	\$404	\$506
4210	Gingivectomy 4+ Quad	\$378	\$564	\$982	\$407	\$590	\$781	\$305	\$564	\$1,014
4211	Gingivectomy 1 — 3 Cont per Quad	\$180	\$313	\$483	\$267	\$380	\$419	\$175	\$298	\$513
4212	Gingivectomy Allow Access for rest	\$135	\$179	\$237	\$176	\$232	\$258	\$133	\$172	\$196
4240	Ging Flap include SRP 4 + per Quad	\$309	\$650	\$1,074	\$368	\$590	\$810	\$314	\$665	\$1,087
4241	Ging Flap include SRP — 1 — 3 per Quad	\$295	\$529	\$761	\$338	\$462	\$537	\$281	\$602	\$771
4249	Crown Lengthening	\$342	\$715	\$1,267	\$305	\$715	\$925	\$441	\$738	\$1,301
4260	Oss Surg 4+ per Quad	\$632	\$1,080	\$1,382	\$573	\$780	\$948	\$873	\$1,182	\$1,503
4261	Oss Surg 1 — 3 per Quad	\$420	\$751	\$1,073	\$334	\$420	\$692	\$509	\$847	\$1,083
4270	Soft Tissue Graft	\$351	\$545	\$1,166	\$339	\$444	\$549	\$439	\$760	\$1,175
4320	Splinting/Intracoronaral	\$316	\$480	\$858	\$293	\$520	\$675	\$341	\$464	\$1,050
4321	Splinting/Extracoronaral	\$270	\$441	\$656	\$337	\$444	\$581	\$258	\$438	\$817
4341	SRP 4+ per Quad	\$253	\$294	\$344	\$282	\$330	\$353	\$249	\$283	\$323
4342	SRP 1 — 3 per Quad	\$149	\$211	\$260	\$190	\$245	\$264	\$145	\$200	\$248
4346	Scale/complex PXS	\$130	\$206	\$293	\$150	\$249	\$290	\$123	\$191	\$290
4355	Full Mouth Debridement	\$161	\$229	\$288	\$205	\$263	\$302	\$157	\$221	\$269
4981	Delivery of Antimicrobial Agent	\$42	\$72	\$92	\$42	\$69	\$94	\$46	\$72	\$91
4910	Perio Maint	\$134	\$153	\$183	\$149	\$171	\$190	\$129	\$149	\$172
5110	Full Upper Dent	\$1,603	\$2,010	\$2,329	\$1,892	\$2,194	\$2,379	\$1,524	\$1,882	\$2,168
5120	Full Lower Dent	\$1,603	\$2,010	\$2,329	\$1,892	\$2,194	\$2,379	\$1,524	\$1,882	\$2,168
5130	Immediate Full Upper	\$1,567	\$2,027	\$2,364	\$1,965	\$2,183	\$2,632	\$1,522	\$1,880	\$2,277
5140	Immediate Full Lower	\$1,567	\$2,027	\$2,364	\$1,965	\$2,183	\$2,632	\$1,522	\$1,880	\$2,277

Code	Procedure	Minnesota			Minnesota — Metro			Minnesota — Outstate		
		Low	Median	High	Low	Median	High	Low	Median	High
5211	Max Partial — Resin	\$1,020	\$1,395	\$2,050	\$1,028	\$1,762	\$2,149	\$975	\$1,313	\$1,977
5212	Mand Partial — Resin	\$1,020	\$1,400	\$2,050	\$1,028	\$1,762	\$2,149	\$975	\$1,313	\$1,977
5213	Max Part — Cast Metal	\$1,710	\$2,100	\$2,471	\$2,004	\$2,286	\$2,562	\$1,677	\$1,958	\$2,360
5214	Mand Part — Cast Metal	\$1,710	\$2,100	\$2,471	\$2,004	\$2,286	\$2,562	\$1,677	\$1,958	\$2,360
5225	Max Part — Flexible	\$1,291	\$1,809	\$2,336	\$1,611	\$2,119	\$2,385	\$1,132	\$1,691	\$2,069
5226	Mand Part — Flexible	\$1,291	\$1,809	\$2,336	\$1,611	\$2,119	\$2,385	\$1,132	\$1,629	\$2,069
5281	Unilateral Part	\$538	\$1,158	\$1,901	\$1,182	\$1,447	\$1,861	\$500	\$1,101	\$1,827
5410	Adj Full Upper Dent	\$54	\$94	\$132	\$63	\$100	\$130	\$47	\$83	\$126
5411	Adj Full Lower Dent	\$54	\$94	\$131	\$64	\$102	\$129	\$47	\$83	\$126
5421	Adj Partial — Max	\$54	\$94	\$132	\$64	\$102	\$129	\$46	\$82	\$127
5422	Adj Partial — Mand	\$54	\$94	\$132	\$64	\$102	\$129	\$46	\$82	\$127
5510	Repair Full Base	\$193	\$275	\$428	\$257	\$349	\$449	\$173	\$231	\$286
5520	Replace Teeth — per tooth	\$161	\$220	\$350	\$161	\$254	\$405	\$161	\$195	\$308
5610	Repair Resin Base	\$200	\$248	\$385	\$216	\$272	\$400	\$179	\$237	\$302
5620	Repair Cast Framework	\$226	\$329	\$467	\$283	\$382	\$477	\$196	\$270	\$435
5630	Repair or Replace Clasp	\$209	\$304	\$463	\$240	\$352	\$459	\$203	\$255	\$441
5640	Replace Broken Teeth/per tooth	\$156	\$214	\$314	\$161	\$243	\$441	\$153	\$199	\$266
5650	Add tooth to Partial	\$203	\$247	\$396	\$223	\$276	\$429	\$188	\$238	\$298
5660	Add Clasp to Partial	\$231	\$296	\$480	\$276	\$356	\$477	\$224	\$268	\$477
5730	Reline Max Full — Chairside	\$292	\$382	\$559	\$349	\$426	\$539	\$245	\$362	\$569
5731	Reline Mand Full — Chairside	\$292	\$382	\$559	\$349	\$426	\$539	\$245	\$362	\$569
5740	Reline Max Part — Chairside	\$286	\$376	\$559	\$349	\$418	\$539	\$245	\$350	\$569
5741	Reline Mand Part — Chairside	\$286	\$376	\$559	\$349	\$418	\$539	\$245	\$350	\$569
5750	Reline Max Full — Lab	\$433	\$550	\$732	\$486	\$572	\$667	\$420	\$512	\$713
5751	Reline Mand Full — Lab	\$433	\$550	\$732	\$486	\$572	\$667	\$420	\$511	\$713
5760	Reline Max Part — Lab	\$426	\$524	\$720	\$486	\$566	\$667	\$386	\$484	\$691
5761	Reline Mand Part — Lab	\$426	\$524	\$720	\$486	\$566	\$667	\$386	\$484	\$691
5810	Interim Max Full	\$606	\$787	\$1,268	\$681	\$818	\$1,172	\$601	\$772	\$1,491
5811	Interim Mand Full	\$640	\$810	\$1,581	\$702	\$850	\$1,431	\$601	\$772	\$1,464

Code	Procedure	Minnesota			Minnesota — Metro			Minnesota — Outstate		
		Low	Median	High	Low	Median	High	Low	Median	High
5820	Interim Max Part	\$464	\$644	\$982	\$488	\$685	\$951	\$454	\$644	\$1,040
5821	Interim Mand Partial	\$464	\$644	\$982	\$488	\$685	\$951	\$454	\$644	\$1,040
5862	Precision Attachment	\$271	\$576	\$903	\$280	\$495	\$892	\$329	\$600	\$890
5863	Overdenture Max Full	\$1,516	\$2,342	\$2,949	\$2,102	\$2,342	\$3,028	\$1,520	\$2,188	\$2,869
5865	Overdenture Mand Full	\$1,512	\$2,371	\$2,949	\$2,092	\$2,342	\$3,028	\$1,516	\$2,400	\$2,884
5867	Replace Attachment	\$75	\$205	\$364	\$92	\$207	\$521	\$74	\$200	\$347
5982	Surgical Stent	\$158	\$298	\$474	\$141	\$415	\$539	\$158	\$239	\$439
5986	Fluoride Gel Carrier	\$54	\$135	\$225	\$84	\$135	\$184	\$56	\$136	\$237
6010	Surg Place Implant	\$1,500	\$2,150	\$2,399	\$1,923	\$2,347	\$2,420	\$1,394	\$2,142	\$2,270
6055	Connecting Bar — Implant supported	\$531	\$1,125	\$3,971	\$708	\$2,052	\$3,131	\$415	\$1,109	\$4,459
6056	Prefab Abut — Incl Place	\$649	\$833	\$951	\$703	\$863	\$953	\$617	\$808	\$949
6057	Custom Abut — Incl Place	\$709	\$945	\$1,029	\$750	\$940	\$1,030	\$680	\$945	\$1,026
6058	Abut Sup Porc Crown	\$1,142	\$1,384	\$1,704	\$1,342	\$1,510	\$1,734	\$1,123	\$1,325	\$1,549
6059	Abut Sup Porc/Hi Noble Crown	\$1,155	\$1,372	\$1,689	\$1,339	\$1,545	\$1,703	\$1,132	\$1,325	\$1,567
6060	Abut Sup Crown — Base Metal	\$1,138	\$1,414	\$1,680	\$1,346	\$1,550	\$1,694	\$1,136	\$1,331	\$1,540
6061	Abut Sup Crown — Noble	\$1,148	\$1,368	\$1,721	\$1,314	\$1,527	\$1,736	\$1,145	\$1,326	\$1,466
6062	Abut Sup Cast Metal Crown — Hi Noble	\$1,149	\$1,492	\$1,762	\$1,382	\$1,636	\$1,762	\$1,143	\$1,361	\$1,602
6064	Abut Sup Cast Metal — Noble	\$1,142	\$1,395	\$1,735	\$1,360	\$1,600	\$1,735	\$1,139	\$1,337	\$1,652
6065	Impl Sup All Porc Crown	\$1,149	\$1,600	\$2,035	\$1,392	\$1,795	\$2,628	\$1,141	\$1,397	\$1,672
6066	Impl Sup Porc/Metal Crown — Hi Noble	\$1,163	\$1,600	\$2,099	\$1,409	\$1,765	\$2,634	\$1,152	\$1,389	\$1,778
6067	Imp Sup Metal Crown — Hi Noble	\$1,164	\$1,679	\$1,918	\$1,346	\$1,787	\$1,990	\$1,164	\$1,554	\$1,855
6068	Abut Sup Ret — Porc	\$1,159	\$1,460	\$1,784	\$1,355	\$1,670	\$1,823	\$1,151	\$1,351	\$1,545
6069	Abut Sup Ret Porc — Hi Noble	\$1,121	\$1,478	\$1,758	\$1,222	\$1,569	\$1,743	\$1,101	\$1,360	\$1,756
6071	Abut Sup Ret Porc — Noble	\$1,150	\$1,426	\$1,641	\$1,340	\$1,537	\$1,670	\$1,149	\$1,381	\$1,550
6072	Abut Sup Ret Cast — Hi Noble	\$1,193	\$1,543	\$1,742	\$1,354	\$1,604	\$1,729	\$1,178	\$1,468	\$1,798
6075	Imp Sup Ret Ceramic FPD	\$1,238	\$1,630	\$2,153	\$1,327	\$1,715	\$2,483	\$1,178	\$1,588	\$1,785
6076	Impl Sup Ret — Porc/Met — Hi Noble FPD	\$1,143	\$1,569	\$2,380	\$1,395	\$1,650	\$2,471	\$1,108	\$1,454	\$1,860
6077	Impl Sup Ret — Cast Met FPD	\$1,238	\$1,579	\$2,508	\$1,326	\$1,650	\$2,496	\$1,214	\$1,535	\$2,155



Code	Procedure	Minnesota			Minnesota — Metro			Minnesota — Outstate		
		Low	Median	High	Low	Median	High	Low	Median	High
6080	Impl Maint and Cleaning	\$103	\$241	\$415	\$137	\$259	\$420	\$92	\$233	\$396
6092	Re-cement Impl Abut Crown	\$87	\$128	\$169	\$101	\$133	\$161	\$83	\$128	\$173
6093	Re-cement Impl Sup FPD	\$100	\$193	\$318	\$104	\$157	\$252	\$97	\$195	\$364
6190	X-ray/Surg Impl	\$184	\$399	\$592	\$187	\$333	\$758	\$203	\$444	\$529
6210	Pontic — Cast — Hi Noble	\$1,082	\$1,265	\$1,449	\$1,148	\$1,325	\$1,467	\$1,050	\$1,196	\$1,375
6211	Pontic — Cast — Base Metal	\$941	\$1,160	\$1,339	\$1,049	\$1,214	\$1,369	\$932	\$1,105	\$1,297
6212	Pontic — Cast — Noble Metal	\$998	\$1,219	\$1,370	\$1,121	\$1,300	\$1,373	\$982	\$1,170	\$1,295
6240	Pontic — Porc — Hi Noble	\$1,097	\$1,212	\$1,375	\$1,157	\$1,313	\$1,413	\$1,039	\$1,178	\$1,320
6241	Pontic — Porc — Base Metal	\$974	\$1,164	\$1,369	\$1,057	\$1,246	\$1,424	\$925	\$1,125	\$1,295
6242	Pontic — Porc — Noble	\$1,032	\$1,173	\$1,387	\$1,123	\$1,300	\$1,418	\$1,007	\$1,145	\$1,277
6245	Pontic — All Porc	\$1,033	\$1,222	\$1,432	\$1,161	\$1,340	\$1,439	\$1,016	\$1,170	\$1,300
6250	Pontic — Resin — Hi Noble	\$1,124	\$1,257	\$1,406	\$1,180	\$1,313	\$1,431	\$1,073	\$1,165	\$1,324
6251	Pontic — Resin — Base Metal	\$992	\$1,246	\$1,361	\$1,122	\$1,257	\$1,369	\$977	\$1,170	\$1,324
6253	Prov Pontic	\$239	\$460	\$737	\$315	\$440	\$838	\$136	\$463	\$523
6545	Ret — Cast Metal	\$505	\$725	\$1,178	\$459	\$690	\$1,053	\$511	\$727	\$1,230
6548	Ret — Porc	\$574	\$933	\$1,162	\$586	\$770	\$1,129	\$548	\$936	\$1,250
6740	Crown — All Porc	\$1,095	\$1,240	\$1,413	\$1,193	\$1,350	\$1,439	\$1,027	\$1,170	\$1,319
6750	Crown — Proc — Hi Noble	\$1,100	\$1,230	\$1,401	\$1,185	\$1,328	\$1,431	\$1,098	\$1,174	\$1,323
6751	Crown — Porc — Base Metal	\$971	\$1,145	\$1,360	\$1,089	\$1,234	\$1,370	\$925	\$1,125	\$1,270
6752	Crown Porc — Noble	\$1,060	\$1,201	\$1,370	\$1,139	\$1,286	\$1,379	\$1,037	\$1,155	\$1,290
6790	Full Gold Crown	\$1,098	\$1,284	\$1,430	\$1,185	\$1,340	\$1,439	\$1,096	\$1,209	\$1,395
6920	Connector Bar	\$306	\$764	\$1,483	\$233	\$600	\$1,100	\$348	\$951	\$1,656
6930	Re-cement Bridge	\$106	\$161	\$295	\$116	\$175	\$292	\$105	\$158	\$244
6940	Stress Breaker	\$171	\$329	\$408	\$188	\$288	\$802	\$192	\$330	\$403
6950	Precision Attach	\$271	\$555	\$1,054	\$298	\$555	\$1,512	\$287	\$547	\$686
6980	FPD Repair	\$221	\$412	\$873	\$246	\$473	\$1,011	\$227	\$380	\$635
7111	Ext Coron Rem — Decid	\$102	\$140	\$180	\$110	\$150	\$181	\$83	\$130	\$179
7140	Extraction	\$179	\$195	\$226	\$181	\$213	\$235	\$172	\$192	\$210
7210	Surgical Ext	\$262	\$344	\$414	\$264	\$373	\$416	\$261	\$318	\$396

Code	Procedure	Minnesota			Minnesota — Metro			Minnesota — Outstate		
		Low	Median	High	Low	Median	High	Low	Median	High
7220	Soft Tissue Imp	\$319	\$371	\$470	\$329	\$382	\$503	\$310	\$365	\$435
7230	Partial Bony Imp	\$367	\$440	\$540	\$417	\$450	\$546	\$346	\$411	\$508
7240	Complete Bony Imp	\$420	\$495	\$614	\$424	\$520	\$597	\$420	\$495	\$614
7250	Surg Ext — Residual Roots	\$274	\$328	\$440	\$271	\$378	\$448	\$274	\$323	\$418
7270	Tooth Reimplant	\$309	\$520	\$725	\$339	\$560	\$686	\$275	\$509	\$744
7280	Surg Access Unerrupted tooth	\$226	\$295	\$584	\$236	\$320	\$473	\$213	\$293	\$589
7285	Biopsy — Hard Tissue	\$225	\$309	\$714	\$235	\$258	\$333	\$215	\$352	\$1,006
7286	Biopsy — Soft Tissue	\$203	\$261	\$491	\$243	\$307	\$450	\$176	\$259	\$571
7288	Brush Biopsy	\$96	\$226	\$330	\$90	\$162	\$296	\$139	\$246	\$308
7310	Alveolo w/Exts 4+	\$183	\$334	\$424	\$398	\$420	\$544	\$179	\$313	\$396
7311	Alveolo w/Exts 1 – 3	\$153	\$288	\$316	\$309	\$347	\$384	\$137	\$275	\$311
7320	Alveolo w/out 4+	\$349	\$456	\$628	\$429	\$575	\$635	\$340	\$447	\$550
7321	Alveolo w/out 1 – 3	\$291	\$384	\$451	\$399	\$422	\$444	\$283	\$356	\$436
7410	Excision — Benign Lesion	\$278	\$336	\$526	\$257	\$350	\$528	\$291	\$336	\$518
7510	Incision and Drain	\$158	\$233	\$325	\$164	\$240	\$344	\$153	\$228	\$304
7530	Removal Foreign Body	\$184	\$299	\$442	\$195	\$236	\$416	\$176	\$319	\$442
7880	Occ Orthotic	\$384	\$625	\$1,198	\$403	\$613	\$949	\$388	\$637	\$1,183
7960	Frenulectomy	\$313	\$435	\$545	\$374	\$414	\$581	\$272	\$450	\$515
8040	Limited Ortho — Adult	\$2,640	\$3,570	\$4,511	\$3,284	\$3,611	\$4,443	\$2,080	\$3,527	\$4,442
8080	Comp Ortho — Adolescent	\$4,986	\$5,500	\$6,199	\$5,665	\$6,124	\$6,392	\$4,779	\$5,410	\$5,755
8090	Comp Ortho — Adult	\$3,970	\$5,698	\$6,466	\$5,889	\$6,460	\$6,485	\$3,900	\$4,986	\$6,047
8210	Removable Therapy	\$391	\$656	\$2,088	\$419	\$756	\$2,187	\$446	\$638	\$1,287
8220	Fixed Therapy	\$496	\$765	\$1,003	\$723	\$909	\$1,236	\$476	\$701	\$964
8680	Ortho Retention	\$73	\$308	\$470	\$94	\$325	\$450	\$70	\$259	\$502
8692	Replace Retainer	\$94	\$200	\$336	\$161	\$259	\$350	\$85	\$160	\$336
8693	Re-cement Fixed Ret	\$97	\$155	\$278	\$112	\$174	\$290	\$88	\$139	\$223
9110	Palliative Tx	\$120	\$156	\$207	\$112	\$165	\$248	\$124	\$149	\$189
9120	Bridge Resection	\$68	\$145	\$243	\$79	\$145	\$232	\$71	\$145	\$238
9215	Local Anesthesia	\$28	\$57	\$94	\$29	\$61	\$93	\$32	\$54	\$108

Code	Procedure	Minnesota			Minnesota — Metro			Minnesota — Outstate		
		Low	Median	High	Low	Median	High	Low	Median	High
9230	N20	\$43	\$63	\$92	\$42	\$65	\$89	\$43	\$61	\$92
9248	Conscious Sedation	\$336	\$404	\$472	\$489	\$489	\$489	\$319	\$319	\$319
9310	Consult	\$77	\$123	\$178	\$76	\$99	\$174	\$91	\$128	\$178
9440	After Hours Visit	\$121	\$175	\$276	\$100	\$176	\$327	\$125	\$160	\$244
9910	Application of Desensitizing Meds	\$29	\$46	\$79	\$33	\$54	\$88	\$28	\$45	\$62
9911	Desensitizing — Root Surf	\$39	\$56	\$86	\$45	\$63	\$96	\$36	\$50	\$73
9940	Occ Guard	\$187	\$497	\$700	\$405	\$577	\$843	\$169	\$481	\$678
9941	Athletic Guard	\$55	\$115	\$200	\$68	\$121	\$214	\$51	\$105	\$192
9951	Occ Adj — Limited	\$43	\$134	\$247	\$86	\$126	\$268	\$41	\$136	\$177
9952	Occ Adj — Complete	\$155	\$550	\$873	\$259	\$494	\$1,019	\$151	\$550	\$759
9970	MicroAbrasion	\$81	\$167	\$319	\$123	\$163	\$264	\$44	\$175	\$405
9971	Odonto 1 – 2 Teeth	\$51	\$95	\$157	\$80	\$84	\$146	\$45	\$98	\$161
9972	Ext Bleaching per Arch — In Office	\$156	\$275	\$462	\$164	\$272	\$331	\$164	\$300	\$467
9975	External Bleaching-per Arch — Custom Trays/Materials — Home	\$138	\$196	\$379	\$167	\$196	\$385	\$125	\$196	\$354
9999	Home Bleaching Kit	\$55	\$120	\$304	\$65	\$199	\$340	\$55	\$95	\$228

## Minnesota wages

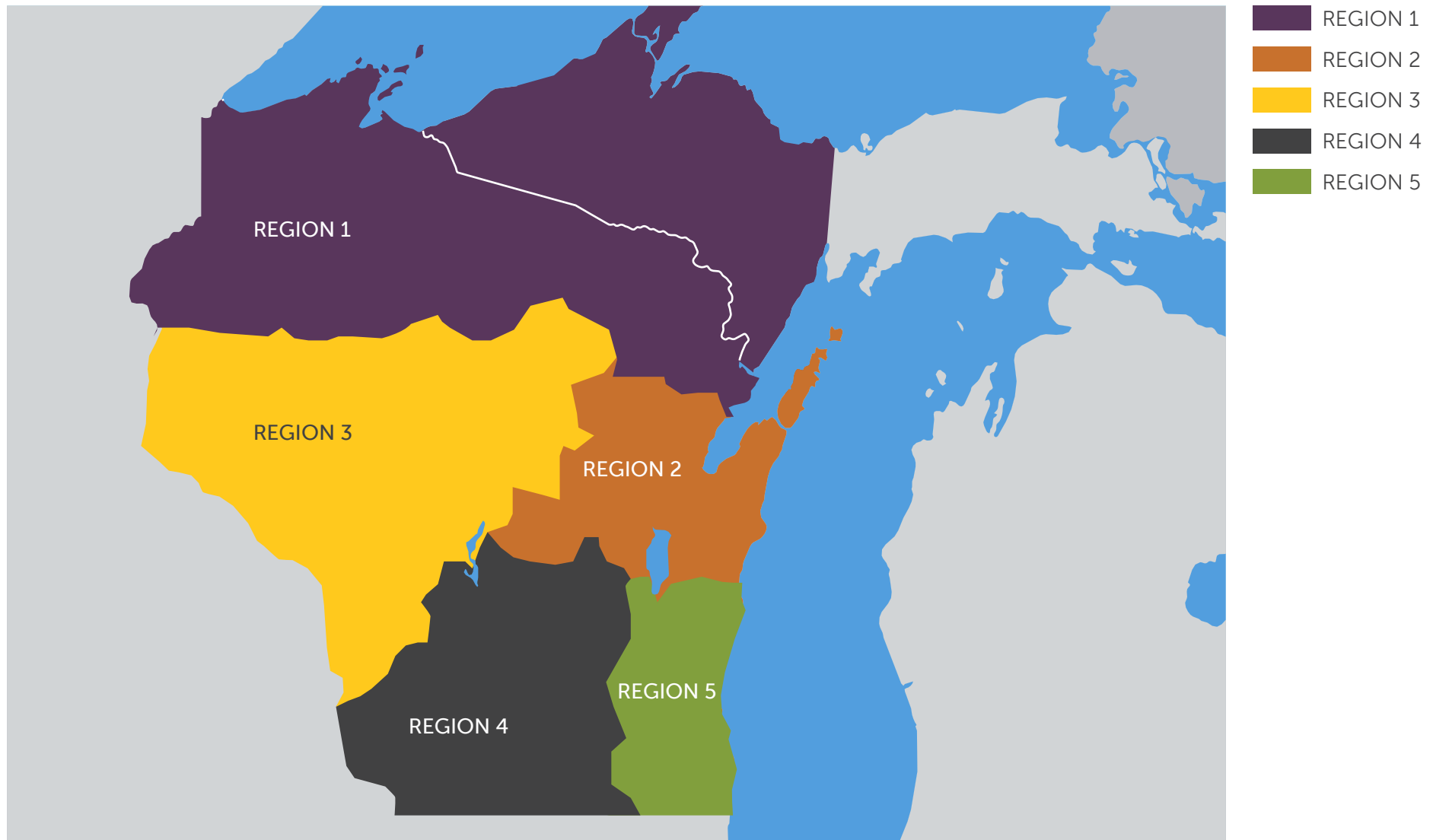
	Median annual salary	25th percentile	50th percentile	75th percentile	90th percentile
<b>Hygienist assistant</b>					
1 year or less experience	\$31,200	\$14.50	\$15.00	\$15.50	\$15.80
2 – 5 years experience	\$37,440	\$17.00	\$18.00	\$19.00	\$19.60
5 – 10 years experience	\$57,200	\$20.25	\$27.50	\$34.00	\$34.00
10+ years experience	\$75,920	\$30.00	\$36.50	\$38.25	\$39.30
<b>Dental assistant</b>					
1 year or less experience	\$37,440	\$17.00	\$18.00	\$21.00	\$22.70
2 – 5 years experience	\$43,264	\$19.00	\$20.80	\$22.75	\$23.90
5 – 10 years experience	\$46,280	\$20.47	\$22.25	\$25.00	\$28.40
10+ years experience	\$52,000	\$23.00	\$25.00	\$27.00	\$30.35
<b>Registered dental hygienist</b>					
1 year or less experience	\$66,560	\$28.13	\$32.00	\$34.25	\$35.95
2 – 5 years experience	\$69,680	\$32.00	\$33.50	\$36.02	\$37.90
5 – 10 years experience	\$71,240	\$33.00	\$34.25	\$35.22	\$36.15
10+ years experience	\$79,269	\$36.03	\$38.11	\$40.14	\$42.21
<b>Front desk staff</b>					
1 year or less experience	\$37,440	\$16.00	\$18.00	\$18.50	\$19.80
2 – 5 years experience	\$38,480	\$17.34	\$18.50	\$21.22	\$24.00
5 – 10 years experience	\$42,640	\$19.00	\$20.50	\$22.48	\$24.10
10+ years experience	\$48,204	\$21.45	\$23.18	\$25.88	\$27.85

	Median annual salary	25th percentile	50th percentile	75th percentile	90th percentile
<b>Insurance coordinator</b>					
1 year or less experience	\$33,280	\$16.00	\$16.00	\$16.00	\$16.00
2 – 5 years experience	\$41,600	\$18.75	\$20.00	\$22.38	\$23.80
5 – 10 years experience	\$44,554	\$18.75	\$21.42	\$23.50	\$24.70
10+ years experience	\$47,216	\$21.55	\$22.70	\$23.63	\$24.75
<b>Treatment/financial coordinator</b>					
1 year or less experience	\$43,680	\$21.00	\$21.00	\$21.00	\$21.00
2 – 5 years experience	\$49,920	\$21.00	\$24.00	\$24.00	\$24.45
5 – 10 years experience	\$43,035	\$20.69	\$20.69	\$20.69	\$20.69
10+ years experience	\$54,600	\$24.98	\$26.25	\$27.25	\$28.60
<b>Office manager</b>					
1 year or less experience	\$55,640	\$25.38	\$26.75	\$28.00	\$28.00
2 – 5 years experience	\$58,240	\$27.00	\$28.00	\$29.13	\$29.35
5 – 10 years experience	\$59,280	\$24.27	\$28.50	\$31.75	\$34.30
10+ years experience	\$65,239	\$29.00	\$31.37	\$36.12	\$41.05

Percentile breakouts represent hourly wage rates. The median annual salary was calculated by taking the 50th percentile wage rate multiplied by 2080 hours.

## Wisconsin fee schedule

Wisconsin's fee schedule results are based on 131 total responses from Wisconsin dental practices. We have broken up these responses into five regions, as shown on the map below. Please speak with your local CLA dental professional if you have questions about which region your practice belongs to.





Code	Procedure	Wisconsin			Wisconsin — Region 1			Wisconsin — Region 2			Wisconsin — Region 3			Wisconsin — Region 4			Wisconsin — Region 5		
		Low	Median	High	Low	Median	High	Low	Median	High	Low	Median	High	Low	Median	High	Low	Median	High
0120	Periodic Exam	\$48	\$55	\$61	\$42	\$50	\$52	\$50	\$56	\$60	\$50	\$53	\$61	\$48	\$54	\$60	\$50	\$57	\$61
0140	Limited Oral Eval	\$71	\$84	\$95	\$61	\$75	\$78	\$79	\$86	\$102	\$70	\$85	\$94	\$71	\$77	\$92	\$75	\$85	\$94
0145	Oral Eval 3 yrs	\$49	\$70	\$83	\$36	\$65	\$67	\$56	\$75	\$83	\$54	\$72	\$83	\$38	\$64	\$79	\$55	\$70	\$86
0150	NP Comp Eval	\$77	\$94	\$104	\$69	\$85	\$90	\$88	\$94	\$109	\$82	\$94	\$101	\$77	\$85	\$105	\$83	\$95	\$103
0160	Ext Prob Focus	\$98	\$160	\$197	\$115	\$135	\$148	\$105	\$174	\$199	\$113	\$154	\$196	\$94	\$147	\$191	\$99	\$170	\$199
0180	Comp Perio Eval	\$75	\$99	\$123	\$65	\$92	\$97	\$57	\$100	\$120	\$73	\$97	\$112	\$73	\$90	\$120	\$87	\$107	\$127
0210	Complete Series	\$136	\$162	\$181	\$119	\$143	\$150	\$148	\$168	\$185	\$146	\$165	\$179	\$132	\$162	\$174	\$141	\$161	\$179
0220	PA — First	\$31	\$36	\$40	\$27	\$31	\$32	\$33	\$37	\$42	\$32	\$36	\$38	\$32	\$34	\$39	\$33	\$36	\$40
0230	PA — Each Addl	\$25	\$30	\$35	\$23	\$27	\$27	\$26	\$31	\$36	\$23	\$30	\$34	\$25	\$30	\$33	\$27	\$32	\$36
0270	Bitewing — Single	\$31	\$35	\$39	\$28	\$32	\$36	\$33	\$37	\$39	\$31	\$36	\$38	\$32	\$34	\$40	\$31	\$35	\$38
0272	Bitewings — Two	\$45	\$52	\$57	\$40	\$45	\$48	\$49	\$52	\$59	\$47	\$52	\$56	\$44	\$49	\$60	\$47	\$53	\$56
0273	Bitewings — Three	\$53	\$60	\$66	\$47	\$55	\$57	\$56	\$60	\$66	\$53	\$60	\$65	\$53	\$57	\$67	\$54	\$61	\$65
0274	Bitewings — Four	\$63	\$71	\$76	\$57	\$63	\$66	\$65	\$72	\$79	\$65	\$71	\$77	\$62	\$68	\$79	\$65	\$72	\$76
0275	3D — Scan	\$132	\$250	\$360	\$130	\$130	\$130	\$162	\$200	\$340	\$270	\$350	\$364	\$136	\$200	\$240	\$162	\$257	\$330
0277	Bitewings — Vert	\$77	\$100	\$118	\$71	\$89	\$96	\$78	\$98	\$112	\$91	\$107	\$115	\$88	\$96	\$125	\$77	\$108	\$124
0330	Panoramic	\$119	\$136	\$150	\$108	\$121	\$129	\$123	\$140	\$159	\$120	\$137	\$143	\$111	\$126	\$144	\$126	\$137	\$147
0350	Photos — Internal/External	\$37	\$72	\$89	\$39	\$60	\$68	\$68	\$77	\$87	\$61	\$68	\$76	\$60	\$83	\$88	\$35	\$71	\$90
0460	Pulp Vitality Test	\$47	\$61	\$73	\$48	\$56	\$59	\$55	\$65	\$75	\$54	\$62	\$73	\$43	\$63	\$74	\$45	\$61	\$70
0470	Diagnostic Casts	\$100	\$125	\$150	\$92	\$108	\$118	\$114	\$125	\$172	\$101	\$125	\$158	\$100	\$126	\$141	\$99	\$125	\$150
1110	Prophy — Adult	\$87	\$96	\$105	\$78	\$89	\$90	\$92	\$100	\$105	\$86	\$95	\$106	\$85	\$94	\$108	\$90	\$97	\$104
1120	Prophy — Child	\$64	\$72	\$80	\$56	\$64	\$66	\$66	\$74	\$80	\$65	\$71	\$76	\$65	\$68	\$79	\$65	\$73	\$80
1206	Fluoride Varnish	\$38	\$45	\$52	\$37	\$41	\$44	\$42	\$48	\$55	\$38	\$45	\$53	\$38	\$43	\$48	\$39	\$46	\$50
1208	Fluoride — Non Varnish	\$38	\$45	\$50	\$33	\$40	\$42	\$42	\$49	\$53	\$41	\$45	\$50	\$38	\$45	\$48	\$37	\$46	\$50
1351	Sealant — each	\$54	\$60	\$65	\$45	\$54	\$56	\$56	\$61	\$66	\$54	\$60	\$66	\$54	\$57	\$66	\$55	\$60	\$65
1352	Prevent Resin	\$83	\$115	\$148	\$100	\$109	\$162	\$74	\$130	\$171	\$94	\$114	\$132	\$107	\$134	\$145	\$77	\$109	\$133
1354	Int Carries Arrest Med — per tooth	\$28	\$58	\$82	\$35	\$35	\$45	\$35	\$59	\$85	\$28	\$63	\$83	\$41	\$45	\$49	\$26	\$62	\$82
1510	Distal Shoe Maint — Fixed — Unilateral — Excludes space Maint	\$312	\$362	\$400	\$258	\$273	\$322	\$335	\$375	\$421	\$334	\$376	\$400	\$307	\$351	\$394	\$331	\$362	\$383
1515	Space Maint — Fixed — Bilateral	\$381	\$500	\$574	\$351	\$369	\$423	\$408	\$515	\$581	\$438	\$515	\$570	\$395	\$445	\$498	\$412	\$500	\$577
1520	Space Maint — Removable — Unilateral	\$336	\$405	\$496	\$357	\$444	\$473	\$376	\$421	\$562	\$209	\$398	\$479	\$368	\$394	\$486	\$335	\$400	\$474
1525	Space Maint — Removable — Bilateral	\$371	\$510	\$636	\$419	\$480	\$485	\$426	\$552	\$628	\$411	\$520	\$673	\$408	\$493	\$566	\$191	\$493	\$607
1550	Re-cement Space Maint	\$78	\$95	\$112	\$64	\$90	\$102	\$86	\$103	\$133	\$88	\$92	\$110	\$74	\$84	\$112	\$75	\$95	\$104
1555	Removal Fixed Space Maint	\$70	\$91	\$113	\$60	\$90	\$91	\$81	\$92	\$104	\$89	\$94	\$117	\$73	\$86	\$107	\$69	\$92	\$114

Code	Procedure	Wisconsin			Wisconsin — Region 1			Wisconsin — Region 2			Wisconsin — Region 3			Wisconsin — Region 4			Wisconsin — Region 5		
		Low	Median	High	Low	Median	High	Low	Median	High	Low	Median	High	Low	Median	High	Low	Median	High
1575	Distal Shoe Space Maint — Fixed — Unilateral	\$315	\$404	\$438				\$276	\$407	\$467	\$441	\$441	\$441	\$408	\$408	\$408	\$324	\$394	\$416
2140	Amal 1 surf	\$137	\$163	\$196	\$121	\$145	\$153	\$145	\$175	\$205	\$151	\$164	\$182	\$141	\$159	\$183	\$144	\$162	\$185
2150	Amal 2 surf	\$171	\$203	\$243	\$147	\$179	\$180	\$190	\$215	\$257	\$182	\$205	\$227	\$168	\$197	\$231	\$184	\$203	\$224
2160	Amal 3 surf	\$204	\$247	\$299	\$177	\$214	\$226	\$231	\$262	\$316	\$218	\$252	\$270	\$193	\$232	\$281	\$218	\$248	\$268
2161	Amal 4+ surf	\$244	\$289	\$348	\$219	\$254	\$274	\$281	\$315	\$364	\$258	\$307	\$328	\$241	\$275	\$364	\$251	\$289	\$319
2330	Resin 1 surf Ant	\$156	\$177	\$195	\$137	\$161	\$168	\$158	\$185	\$197	\$157	\$178	\$189	\$156	\$168	\$192	\$164	\$179	\$194
2331	Resin 2 surf Ant	\$194	\$218	\$237	\$164	\$195	\$208	\$195	\$223	\$240	\$194	\$219	\$235	\$188	\$198	\$244	\$199	\$220	\$235
2332	Resin 3 surf Ant	\$229	\$264	\$287	\$195	\$235	\$245	\$243	\$265	\$296	\$234	\$265	\$288	\$226	\$242	\$286	\$240	\$269	\$285
2335	Resin 4+ surf Ant	\$285	\$323	\$360	\$228	\$291	\$314	\$299	\$337	\$363	\$294	\$331	\$360	\$280	\$305	\$365	\$294	\$326	\$350
2390	Resin Crown, Ant	\$345	\$470	\$569	\$300	\$385	\$459	\$451	\$520	\$660	\$361	\$416	\$521	\$371	\$454	\$566	\$364	\$505	\$540
2391	Resin 1 surf Post	\$176	\$201	\$220	\$153	\$179	\$185	\$183	\$203	\$220	\$177	\$202	\$213	\$174	\$190	\$223	\$181	\$202	\$216
2392	Resin 2 surf Post	\$227	\$256	\$275	\$193	\$230	\$243	\$241	\$254	\$280	\$228	\$259	\$274	\$222	\$248	\$282	\$232	\$258	\$272
2393	Resin 3 surf Post	\$275	\$311	\$340	\$230	\$275	\$292	\$292	\$312	\$340	\$279	\$322	\$345	\$271	\$304	\$347	\$284	\$313	\$334
2394	Resin 4+ surf Post	\$324	\$365	\$403	\$276	\$328	\$355	\$339	\$372	\$401	\$338	\$384	\$413	\$319	\$345	\$413	\$330	\$369	\$397
2610	Inlay/Porc 1 surf	\$818	\$1,040	\$1,260	\$861	\$976	\$1,040	\$798	\$1,093	\$1,300	\$953	\$1,038	\$1,183	\$936	\$998	\$1,180	\$827	\$1,066	\$1,170
2620	Inlay/Porc 2 surf	\$867	\$1,100	\$1,285	\$893	\$983	\$1,065	\$846	\$1,141	\$1,309	\$1,043	\$1,140	\$1,268	\$1,005	\$1,030	\$1,198	\$913	\$1,111	\$1,242
2630	Inlay/Porc 3 surf	\$933	\$1,137	\$1,326	\$907	\$1,028	\$1,092	\$878	\$1,166	\$1,340	\$1,115	\$1,170	\$1,346	\$1,039	\$1,105	\$1,315	\$970	\$1,153	\$1,288
2642	Onlay/Porc 2 surf	\$944	\$1,160	\$1,307	\$892	\$1,016	\$1,090	\$917	\$1,217	\$1,315	\$979	\$1,138	\$1,280	\$1,016	\$1,074	\$1,256	\$1,030	\$1,163	\$1,290
2643	Onlay/Porc 3 surf	\$974	\$1,191	\$1,345	\$1,005	\$1,137	\$46,275	\$894	\$1,176	\$1,341	\$994	\$1,150	\$1,324	\$1,032	\$1,148	\$1,297	\$1,035	\$1,200	\$1,315
2644	Onlay/Porc 4+ surf	\$994	\$1,218	\$1,356	\$964	\$1,106	\$1,225	\$1,010	\$1,241	\$1,396	\$1,046	\$1,263	\$1,324	\$949	\$1,178	\$1,359	\$1,095	\$1,218	\$1,353
2710	Crown — Resin	\$546	\$1,029	\$1,283	\$434	\$788	\$1,041	\$655	\$1,060	\$1,290	\$550	\$1,040	\$1,149	\$997	\$1,068	\$1,362	\$642	\$1,022	\$1,146
2740	Crown Porc Sub	\$1,102	\$1,245	\$1,339	\$925	\$1,125	\$1,232	\$1,163	\$1,268	\$1,350	\$1,091	\$1,240	\$1,328	\$1,025	\$1,120	\$1,347	\$1,153	\$1,248	\$1,324
2750	Crown Porc/Hi Noble	\$1,100	\$1,246	\$1,376	\$923	\$1,138	\$1,233	\$1,129	\$1,280	\$1,349	\$1,111	\$1,294	\$1,418	\$1,022	\$1,185	\$1,358	\$1,140	\$1,248	\$1,349
2751	Crown Porc/Base Metal	\$995	\$1,225	\$1,334	\$831	\$970	\$1,138	\$1,096	\$1,259	\$1,336	\$1,056	\$1,230	\$1,286	\$1,001	\$1,144	\$1,325	\$1,079	\$1,225	\$1,304
2752	Crown Porc/Noble	\$1,055	\$1,230	\$1,336	\$841	\$1,070	\$1,182	\$1,138	\$1,255	\$1,338	\$1,094	\$1,242	\$1,328	\$1,019	\$1,110	\$1,353	\$1,087	\$1,238	\$1,320
2790	Full Gold Crown	\$1,102	\$1,290	\$1,452	\$975	\$1,231	\$1,275	\$1,170	\$1,320	\$1,454	\$1,148	\$1,302	\$1,466	\$1,100	\$1,190	\$1,347	\$1,168	\$1,286	\$1,456
2799	Provisional Crown	\$216	\$408	\$500	\$330	\$396	\$406	\$171	\$427	\$504	\$330	\$420	\$498	\$347	\$399	\$613	\$241	\$398	\$478
2910	Re-cement Inlay, Onlay or Veneer	\$103	\$124	\$147	\$88	\$111	\$123	\$105	\$126	\$138	\$110	\$125	\$162	\$103	\$119	\$136	\$106	\$125	\$147
2915	Post & Core Prefab	\$107	\$125	\$150	\$77	\$116	\$261	\$116	\$125	\$149	\$106	\$122	\$146	\$103	\$138	\$174	\$116	\$127	\$150
2920	Re-cement Crown	\$103	\$125	\$140	\$89	\$110	\$122	\$115	\$130	\$140	\$105	\$123	\$148	\$100	\$112	\$131	\$106	\$130	\$147
2930	Prefab SSC Prim	\$264	\$319	\$362	\$234	\$295	\$313	\$289	\$341	\$434	\$290	\$319	\$353	\$284	\$304	\$351	\$267	\$316	\$343
2931	Prefab SSC Perm	\$316	\$381	\$441	\$296	\$357	\$430	\$355	\$405	\$456	\$325	\$385	\$425	\$316	\$382	\$437	\$317	\$377	\$409
2932	Prefab Resin Crown	\$320	\$398	\$442	\$294	\$325	\$366	\$375	\$429	\$463	\$317	\$402	\$440	\$314	\$377	\$426	\$340	\$390	\$424
2940	Protective Rest	\$109	\$134	\$152	\$95	\$115	\$125	\$118	\$140	\$169	\$105	\$131	\$149	\$119	\$127	\$144	\$107	\$134	\$150
2950	Core Bld Up	\$265	\$300	\$338	\$227	\$285	\$302	\$289	\$310	\$341	\$271	\$301	\$330	\$259	\$280	\$316	\$275	\$300	\$326
2951	Pin Ret per Tooth	\$54	\$73	\$90	\$44	\$59	\$66	\$43	\$71	\$81	\$68	\$80	\$90	\$67	\$82	\$92	\$58	\$75	\$91
2952	Cast Post & Core	\$381	\$463	\$518	\$344	\$407	\$435	\$411	\$480	\$531	\$401	\$452	\$491	\$381	\$438	\$525	\$381	\$467	\$500

Code	Procedure	Wisconsin			Wisconsin — Region 1			Wisconsin — Region 2			Wisconsin — Region 3			Wisconsin — Region 4			Wisconsin — Region 5		
		Low	Median	High	Low	Median	High	Low	Median	High	Low	Median	High	Low	Median	High	Low	Median	High
2954	Prefab Post & Core	\$330	\$389	\$422	\$304	\$357	\$402	\$366	\$410	\$449	\$343	\$380	\$409	\$336	\$368	\$414	\$339	\$389	\$414
2955	Post Removal	\$244	\$315	\$390	\$231	\$267	\$282	\$247	\$294	\$404	\$285	\$349	\$383	\$255	\$350	\$356	\$267	\$326	\$398
2957	Each Addl Prefab Post	\$161	\$216	\$250	\$159	\$200	\$255	\$158	\$215	\$250	\$208	\$250	\$292	\$190	\$206	\$222	\$189	\$216	\$244
2960	Labial Veneer — Resin — Chairside	\$548	\$705	\$899	\$465	\$626	\$700	\$509	\$706	\$899	\$607	\$803	\$1,001	\$614	\$672	\$894	\$558	\$748	\$835
2961	Labial Veneer — Resin — Lab	\$906	\$1,121	\$1,233	\$812	\$1,001	\$1,189	\$913	\$1,159	\$1,269	\$917	\$1,133	\$1,225	\$917	\$1,024	\$1,191	\$995	\$1,138	\$1,187
2962	Labial Veneer — Porcelain — Lab	\$1,086	\$1,250	\$1,392	\$914	\$1,102	\$1,182	\$1,157	\$1,285	\$1,425	\$1,070	\$1,230	\$1,355	\$1,045	\$1,119	\$1,405	\$1,142	\$1,250	\$1,362
3110	Pulp Cap — Direct	\$64	\$88	\$102	\$54	\$85	\$93	\$64	\$91	\$105	\$68	\$89	\$108	\$77	\$89	\$101	\$60	\$88	\$100
3120	Pulp Cap — Indirect	\$56	\$85	\$99	\$51	\$75	\$82	\$52	\$86	\$106	\$68	\$88	\$92	\$69	\$93	\$97	\$57	\$84	\$100
3220	Pulpotomy	\$180	\$220	\$250	\$148	\$200	\$217	\$199	\$226	\$260	\$170	\$223	\$246	\$180	\$221	\$250	\$182	\$217	\$249
3221	Pulpal Debridement — Prim & Perm	\$194	\$248	\$294	\$166	\$221	\$277	\$220	\$243	\$295	\$196	\$247	\$289	\$210	\$240	\$297	\$186	\$250	\$284
3310	RCT — Ant	\$727	\$824	\$900	\$619	\$750	\$798	\$781	\$822	\$881	\$616	\$855	\$920	\$717	\$769	\$883	\$750	\$835	\$900
3320	RCT — Bi Cusp	\$870	\$953	\$1,043	\$732	\$870	\$951	\$911	\$965	\$1,041	\$868	\$1,014	\$1,079	\$827	\$900	\$1,005	\$887	\$969	\$1,033
3330	RCT — Molar	\$1,014	\$1,185	\$1,300	\$913	\$1,075	\$1,138	\$1,125	\$1,216	\$1,260	\$1,031	\$1,159	\$1,386	\$991	\$1,102	\$1,285	\$1,022	\$1,175	\$1,234
3410	Apico — Ant	\$728	\$895	\$1,043	\$644	\$747	\$894	\$777	\$858	\$998	\$761	\$948	\$1,103	\$720	\$741	\$965	\$700	\$915	\$1,012
3421	Apico — Bi Cusp	\$822	\$996	\$1,171	\$719	\$821	\$843	\$857	\$992	\$1,075	\$741	\$1,045	\$1,221	\$1,174	\$1,174	\$1,174	\$823	\$980	\$1,199
3425	Apico — Molar	\$857	\$1,108	\$1,311	\$797	\$857	\$891	\$888	\$1,105	\$1,228	\$811	\$1,265	\$1,381	\$1,276	\$1,276	\$1,276	\$925	\$1,104	\$1,392
3426	Apico — Each Addl Root	\$315	\$420	\$497	\$281	\$311	\$358	\$341	\$393	\$473	\$227	\$485	\$500	\$585	\$585	\$585	\$358	\$468	\$494
3450	Root Amp — per Root	\$363	\$548	\$784	\$374	\$420	\$457	\$395	\$536	\$687	\$352	\$555	\$683	\$807	\$818	\$829	\$368	\$589	\$774
3920	Hemisection	\$318	\$510	\$728	\$346	\$423	\$431	\$352	\$552	\$739	\$309	\$490	\$540	\$571	\$633	\$695	\$434	\$554	\$740
4210	Gingivectomy 4+ Quad	\$477	\$741	\$818	\$516	\$614	\$639	\$436	\$729	\$855	\$423	\$728	\$848	\$615	\$796	\$808	\$688	\$752	\$808
4211	Gingivectomy 1 – 3 Cont per Quad	\$198	\$323	\$390	\$158	\$231	\$284	\$160	\$300	\$378	\$266	\$346	\$379	\$315	\$367	\$463	\$223	\$335	\$392
4212	Gingivectomy Allow Access for rest	\$119	\$250	\$325	\$273	\$273	\$273	\$85	\$253	\$319	\$75	\$265	\$367	\$366	\$366	\$366	\$156	\$236	\$307
4240	Ging Flap include SRP 4 + per Quad	\$702	\$880	\$1,038	\$709	\$815	\$816	\$673	\$854	\$948	\$723	\$900	\$1,057	\$970	\$1,029	\$1,052	\$754	\$877	\$1,033
4241	Ging Flap include SRP — 1 – 3 per Quad	\$462	\$677	\$767	\$404	\$620	\$666	\$245	\$673	\$834	\$591	\$664	\$740	\$767	\$767	\$767	\$580	\$689	\$766
4249	Crown Lengthening	\$589	\$815	\$982	\$341	\$629	\$723	\$492	\$808	\$974	\$360	\$849	\$986	\$780	\$910	\$1,029	\$725	\$818	\$921
4260	Oss Surg 4+ per Quad	\$818	\$1,275	\$1,553	\$926	\$1,177	\$1,269	\$1,093	\$1,418	\$1,591	\$539	\$1,375	\$1,604	\$1,063	\$1,288	\$1,513	\$834	\$1,200	\$1,371
4261	Oss Surg 1 – 3 per Quad	\$799	\$964	\$1,102	\$619	\$782	\$936	\$902	\$1,025	\$1,134	\$841	\$946	\$1,012	\$789	\$979	\$1,168	\$852	\$902	\$1,011
4270	Soft Tissue Graft	\$666	\$1,036	\$1,247	\$343	\$617	\$943	\$830	\$984	\$1,120	\$840	\$1,138	\$1,234	\$1,175	\$1,196	\$1,217	\$779	\$1,064	\$1,244
4320	Splinting/Intracoronal	\$399	\$506	\$598	\$395	\$465	\$494	\$432	\$554	\$601	\$464	\$550	\$605	\$398	\$422	\$585	\$418	\$502	\$566
4321	Splinting/Extracoronal	\$329	\$479	\$559	\$299	\$417	\$428	\$415	\$519	\$572	\$190	\$462	\$552	\$277	\$425	\$542	\$378	\$485	\$550
4341	SRP 4+ per Quad	\$249	\$288	\$320	\$215	\$260	\$272	\$277	\$305	\$333	\$260	\$285	\$304	\$245	\$280	\$315	\$258	\$288	\$307
4342	SRP 1 – 3 per Quad	\$157	\$199	\$225	\$125	\$185	\$200	\$153	\$206	\$233	\$171	\$195	\$224	\$180	\$194	\$225	\$172	\$200	\$221

Code	Procedure	Wisconsin			Wisconsin — Region 1			Wisconsin — Region 2			Wisconsin — Region 3			Wisconsin — Region 4			Wisconsin — Region 5		
		Low	Median	High	Low	Median	High	Low	Median	High	Low	Median	High	Low	Median	High	Low	Median	High
4346	Scale/complex PXS	\$120	\$170	\$230	\$127	\$155	\$165	\$130	\$160	\$248	\$125	\$154	\$202	\$121	\$191	\$223	\$113	\$180	\$224
4355	Full Mouth Debridement	\$184	\$212	\$245	\$156	\$188	\$199	\$200	\$216	\$255	\$173	\$210	\$256	\$184	\$210	\$232	\$193	\$214	\$236
4981	Delivery of Antimicrobial Agent	\$43	\$69	\$144	\$58	\$88	\$153	\$55	\$85	\$202	\$41	\$55	\$96	\$52	\$52	\$52	\$43	\$63	\$91
4910	Perio Maint	\$131	\$154	\$174	\$114	\$134	\$142	\$145	\$159	\$177	\$133	\$153	\$179	\$138	\$150	\$178	\$138	\$154	\$164
5110	Full Upper Dent	\$1,648	\$1,944	\$2,173	\$1,392	\$1,705	\$1,810	\$1,675	\$2,077	\$2,327	\$1,684	\$2,049	\$2,188	\$1,600	\$1,800	\$2,020	\$1,776	\$1,949	\$2,074
5120	Full Lower Dent	\$1,648	\$1,949	\$2,195	\$1,392	\$1,731	\$1,840	\$1,675	\$2,077	\$2,327	\$1,684	\$2,056	\$2,188	\$1,600	\$1,800	\$2,020	\$1,776	\$1,950	\$2,074
5130	Immediate Full Upper	\$1,715	\$2,075	\$2,349	\$1,510	\$1,920	\$2,080	\$1,730	\$2,115	\$2,515	\$1,763	\$2,119	\$2,390	\$1,630	\$1,930	\$2,180	\$1,860	\$2,100	\$2,268
5140	Immediate Full Lower	\$1,713	\$2,075	\$2,352	\$1,518	\$1,920	\$2,080	\$1,730	\$2,115	\$2,515	\$1,763	\$2,119	\$2,390	\$1,630	\$1,930	\$2,180	\$1,854	\$2,100	\$2,247
5211	Max Partial — Resin	\$1,073	\$1,500	\$1,964	\$790	\$1,274	\$1,485	\$1,273	\$1,763	\$2,299	\$1,207	\$1,590	\$1,959	\$989	\$1,494	\$1,748	\$1,203	\$1,463	\$1,841
5212	Mand Partial — Resin	\$1,061	\$1,523	\$1,965	\$791	\$1,288	\$1,697	\$1,303	\$1,763	\$2,299	\$1,185	\$1,479	\$1,967	\$989	\$1,515	\$1,748	\$1,203	\$1,475	\$1,840
5213	Max Part — Cast Metal	\$1,772	\$2,015	\$2,362	\$1,470	\$1,840	\$1,872	\$1,886	\$2,104	\$2,500	\$1,806	\$2,136	\$2,465	\$1,742	\$1,830	\$2,150	\$1,851	\$2,034	\$2,238
5214	Mand Part — Cast Metal	\$1,772	\$2,018	\$2,362	\$1,470	\$1,840	\$1,900	\$1,886	\$2,104	\$2,500	\$1,806	\$2,140	\$2,465	\$1,742	\$1,830	\$2,150	\$1,851	\$2,037	\$2,238
5225	Max Part — Flexible	\$1,272	\$1,766	\$2,059	\$1,060	\$1,525	\$1,639	\$1,244	\$1,840	\$2,152	\$1,409	\$1,766	\$1,959	\$1,288	\$1,592	\$2,275	\$1,384	\$1,800	\$1,950
5226	Mand Part — Flexible	\$1,293	\$1,799	\$2,057	\$1,060	\$1,500	\$1,639	\$1,340	\$1,844	\$2,164	\$1,409	\$1,775	\$2,084	\$1,288	\$1,592	\$2,275	\$1,384	\$1,800	\$1,950
5281	Unilateral Part	\$855	\$1,143	\$1,451	\$930	\$1,000	\$1,324	\$1,012	\$1,185	\$1,494	\$965	\$1,190	\$1,336	\$870	\$1,000	\$1,190	\$851	\$1,164	\$1,485
5410	Adj Full Upper Dent	\$77	\$90	\$107	\$64	\$86	\$90	\$77	\$90	\$105	\$71	\$97	\$107	\$79	\$88	\$103	\$81	\$95	\$107
5411	Adj Full Lower Dent	\$72	\$90	\$107	\$59	\$71	\$90	\$70	\$89	\$105	\$71	\$97	\$107	\$79	\$88	\$103	\$81	\$95	\$109
5421	Adj Partial — Max	\$74	\$90	\$106	\$64	\$85	\$90	\$76	\$90	\$105	\$71	\$93	\$107	\$79	\$88	\$103	\$81	\$95	\$107
5422	Adj Partial — Mand	\$75	\$90	\$107	\$64	\$85	\$90	\$76	\$89	\$109	\$71	\$93	\$107	\$77	\$88	\$103	\$80	\$95	\$107
5510	Repair Full Base	\$192	\$246	\$292	\$165	\$222	\$259	\$189	\$244	\$286	\$184	\$225	\$262	\$193	\$218	\$244	\$203	\$256	\$311
5520	Replace Teeth — per tooth	\$165	\$210	\$250	\$156	\$195	\$212	\$183	\$211	\$266	\$167	\$209	\$252	\$165	\$200	\$268	\$174	\$215	\$245
5610	Repair Resin Base	\$190	\$236	\$271	\$169	\$220	\$259	\$197	\$238	\$295	\$190	\$215	\$267	\$186	\$215	\$277	\$209	\$245	\$258
5620	Repair Cast Framework	\$256	\$335	\$384	\$230	\$313	\$347	\$292	\$349	\$394	\$273	\$370	\$400	\$216	\$290	\$338	\$271	\$340	\$378
5630	Repair or Replace Clasp	\$249	\$327	\$370	\$219	\$300	\$353	\$273	\$339	\$391	\$277	\$350	\$371	\$235	\$300	\$340	\$250	\$325	\$351
5640	Replace Broken Teeth/ per tooth	\$171	\$209	\$271	\$158	\$190	\$241	\$183	\$209	\$304	\$173	\$225	\$277	\$171	\$200	\$240	\$171	\$215	\$250
5650	Add tooth to Partial	\$220	\$269	\$311	\$184	\$275	\$343	\$227	\$264	\$326	\$174	\$256	\$313	\$225	\$248	\$303	\$223	\$270	\$300
5660	Add Clasp to Partial	\$251	\$332	\$376	\$218	\$298	\$370	\$250	\$346	\$385	\$261	\$312	\$364	\$280	\$312	\$345	\$289	\$340	\$374
5730	Reline Max Full — Chairside	\$346	\$450	\$546	\$333	\$395	\$431	\$296	\$452	\$539	\$381	\$475	\$571	\$347	\$414	\$544	\$375	\$452	\$500
5731	Reline Mand Full — Chairside	\$350	\$450	\$546	\$331	\$395	\$431	\$345	\$456	\$558	\$386	\$475	\$571	\$349	\$414	\$544	\$378	\$456	\$494
5740	Reline Max Part — Chairside	\$345	\$437	\$516	\$311	\$389	\$431	\$344	\$443	\$523	\$379	\$475	\$571	\$331	\$424	\$447	\$362	\$441	\$493
5741	Reline Mand Part — Chairside	\$345	\$438	\$523	\$307	\$388	\$431	\$344	\$443	\$523	\$380	\$475	\$571	\$343	\$424	\$447	\$363	\$445	\$495
5750	Reline Max Full — Lab	\$472	\$565	\$661	\$404	\$494	\$557	\$472	\$582	\$665	\$495	\$577	\$700	\$458	\$499	\$630	\$502	\$570	\$644
5751	Reline Mand Full — Lab	\$481	\$567	\$662	\$404	\$494	\$557	\$472	\$582	\$665	\$495	\$577	\$700	\$484	\$500	\$637	\$502	\$570	\$644
5760	Reline Max Part — Lab	\$458	\$555	\$661	\$355	\$478	\$557	\$458	\$565	\$661	\$495	\$572	\$695	\$465	\$499	\$615	\$484	\$565	\$625
5761	Reline Mand Part — Lab	\$458	\$555	\$670	\$355	\$475	\$557	\$458	\$565	\$661	\$495	\$572	\$709	\$467	\$499	\$615	\$485	\$565	\$627

Code	Procedure	Wisconsin			Wisconsin — Region 1			Wisconsin — Region 2			Wisconsin — Region 3			Wisconsin — Region 4			Wisconsin — Region 5		
		Low	Median	High	Low	Median	High	Low	Median	High	Low	Median	High	Low	Median	High	Low	Median	High
5810	Interim Max Full	\$623	\$863	\$1,002	\$500	\$800	\$923	\$597	\$837	\$979	\$823	\$929	\$1,200	\$815	\$953	\$1,000	\$687	\$870	\$999
5811	Interim Mand Full	\$660	\$869	\$1,005	\$500	\$831	\$923	\$597	\$844	\$979	\$823	\$929	\$1,200	\$815	\$953	\$1,000	\$705	\$885	\$1,021
5820	Interim Max Part	\$567	\$743	\$907	\$457	\$677	\$820	\$524	\$720	\$935	\$663	\$825	\$1,010	\$599	\$627	\$792	\$650	\$780	\$850
5821	Interim Mand Partial	\$567	\$735	\$879	\$459	\$677	\$820	\$522	\$715	\$881	\$663	\$825	\$1,012	\$598	\$627	\$792	\$650	\$780	\$850
5862	Precision Attachment	\$509	\$750	\$869	\$564	\$653	\$733	\$344	\$760	\$877	\$644	\$723	\$869	\$518	\$575	\$1,208	\$589	\$771	\$844
5863	Overdenture Max Full	\$1,891	\$2,320	\$3,180	\$2,215	\$2,215	\$2,215	\$2,210	\$2,415	\$2,838	\$2,196	\$2,627	\$4,049	\$1,870	\$2,303	\$2,437	\$1,851	\$2,264	\$3,340
5865	Overdenture Mand Full	\$1,925	\$2,345	\$3,081	\$2,215	\$2,215	\$2,215	\$2,273	\$2,587	\$2,834	\$2,196	\$2,627	\$4,049	\$1,870	\$2,303	\$2,437	\$1,858	\$2,259	\$3,072
5867	Replace Attachment	\$72	\$410	\$603	\$225	\$304	\$329	\$154	\$400	\$727	\$159	\$446	\$615	\$64	\$187	\$395	\$66	\$446	\$532
5982	Surgical Stent	\$251	\$432	\$556	\$348	\$413	\$497	\$266	\$422	\$601	\$335	\$417	\$492	\$411	\$453	\$495	\$189	\$475	\$532
5986	Fluoride Gel Carrier	\$116	\$191	\$254	\$150	\$178	\$182	\$110	\$191	\$218	\$93	\$170	\$215	\$152	\$179	\$205	\$119	\$200	\$265
6010	Surg Place Implant	\$1,838	\$2,200	\$2,469	\$1,963	\$2,086	\$2,386	\$1,750	\$2,258	\$2,463	\$1,760	\$2,088	\$2,482	\$1,500	\$1,950	\$2,093	\$2,000	\$2,202	\$2,389
6055	Connecting Bar — Implant supported	\$1,347	\$2,771	\$3,812	\$1,909	\$2,126	\$2,762	\$2,236	\$2,852	\$5,770	\$1,562	\$2,230	\$3,244	\$3,086	\$3,134	\$3,788	\$1,256	\$2,699	\$3,448
6056	Prefab Abut — Incl Place	\$638	\$850	\$1,046	\$559	\$675	\$828	\$674	\$932	\$1,155	\$729	\$779	\$961	\$647	\$693	\$904	\$661	\$868	\$975
6057	Custom Abut — Incl Place	\$764	\$1,015	\$1,164	\$704	\$826	\$950	\$732	\$1,050	\$1,251	\$884	\$959	\$1,056	\$775	\$900	\$1,050	\$851	\$1,025	\$1,117
6058	Abut Sup Porc Crown	\$1,207	\$1,546	\$1,763	\$1,160	\$1,426	\$1,610	\$1,252	\$1,561	\$1,829	\$1,230	\$1,531	\$1,777	\$1,022	\$1,240	\$1,636	\$1,248	\$1,570	\$1,711
6059	Abut Sup Porc/Hi Noble Crown	\$1,222	\$1,547	\$1,800	\$931	\$1,432	\$1,724	\$1,282	\$1,600	\$1,838	\$1,443	\$1,547	\$1,835	\$1,022	\$1,290	\$1,636	\$1,246	\$1,590	\$1,739
6060	Abut Sup Crown — Base Metal	\$1,131	\$1,449	\$1,798	\$1,169	\$1,213	\$1,243	\$1,340	\$1,772	\$1,935	\$1,019	\$1,449	\$1,687	\$1,049	\$1,290	\$6,570	\$1,228	\$1,486	\$1,739
6061	Abut Sup Crown — Noble	\$1,167	\$1,513	\$1,776	\$1,259	\$1,372	\$1,438	\$1,272	\$1,616	\$1,877	\$1,493	\$1,586	\$1,818	\$1,022	\$1,166	\$1,416	\$1,258	\$1,525	\$1,732
6062	Abut Sup Cast Metal Crown — Hi Noble	\$1,246	\$1,657	\$1,903	\$1,290	\$1,434	\$1,487	\$1,275	\$1,703	\$1,938	\$1,517	\$1,761	\$2,006	\$1,060	\$1,290	\$1,738	\$1,266	\$1,689	\$1,861
6064	Abut Sup Cast Metal — Noble	\$1,200	\$1,655	\$1,903	\$1,199	\$1,306	\$1,438	\$1,256	\$1,708	\$1,964	\$1,561	\$1,750	\$1,887	\$998	\$1,054	\$1,302	\$1,486	\$1,672	\$1,871
6065	Impl Sup All Porc Crown	\$1,226	\$1,728	\$2,167	\$1,155	\$1,531	\$1,975	\$1,447	\$1,800	\$2,181	\$1,231	\$1,700	\$2,000	\$1,016	\$1,540	\$2,207	\$1,273	\$1,700	\$2,000
6066	Impl Sup Porc/Metal Crown — Hi Noble	\$1,246	\$1,750	\$2,097	\$1,173	\$1,546	\$1,850	\$1,459	\$1,950	\$2,275	\$1,442	\$1,700	\$1,947	\$1,013	\$1,387	\$1,923	\$1,452	\$1,765	\$1,897
6067	Imp Sup Metal Crown — Hi Noble	\$1,350	\$1,825	\$2,193	\$1,294	\$1,476	\$2,020	\$1,484	\$1,993	\$2,273	\$1,427	\$1,795	\$1,950	\$1,152	\$1,557	\$2,008	\$1,682	\$1,800	\$2,119
6068	Abut Sup Ret — Porc	\$1,191	\$1,597	\$1,929	\$464	\$1,300	\$1,554	\$1,174	\$1,650	\$1,964	\$1,435	\$1,531	\$2,061	\$1,010	\$1,503	\$1,759	\$1,218	\$1,580	\$1,775
6069	Abut Sup Ret Porc — Hi Noble	\$1,266	\$1,626	\$1,955	\$1,083	\$1,411	\$1,466	\$1,286	\$1,679	\$2,065	\$1,419	\$1,600	\$1,878	\$1,135	\$1,659	\$1,794	\$1,263	\$1,626	\$1,825
6071	Abut Sup Ret Porc — Noble	\$1,278	\$1,605	\$1,902	\$1,294	\$1,435	\$1,447	\$1,380	\$1,826	\$2,004	\$1,451	\$1,665	\$1,880	\$1,004	\$1,185	\$1,374	\$1,324	\$1,656	\$1,825
6072	Abut Sup Ret Cast — Hi Noble	\$1,280	\$1,679	\$1,887	\$1,459	\$1,500	\$1,540	\$1,279	\$1,686	\$2,100	\$1,467	\$1,634	\$1,783	\$1,135	\$1,659	\$1,811	\$1,383	\$1,697	\$1,915
6075	Imp Sup Ret Ceramic FPD	\$1,420	\$1,790	\$2,120	\$1,705	\$1,925	\$2,145	\$1,672	\$1,920	\$2,149	\$1,502	\$1,700	\$2,075	\$1,385	\$1,386	\$1,387	\$1,640	\$1,768	\$1,922
6076	Impl Sup Ret — Porc/Met — Hi Noble FPD	\$1,398	\$1,723	\$2,175	\$1,327	\$1,600	\$2,160	\$1,445	\$2,005	\$2,297	\$1,495	\$1,669	\$1,830	\$1,411	\$1,506	\$1,588	\$1,426	\$1,738	\$2,000
6077	Impl Sup Ret — Cast Met FPD	\$1,381	\$1,802	\$2,180	\$1,327	\$1,600	\$2,240	\$1,710	\$2,010	\$2,303	\$1,608	\$1,700	\$1,866	\$1,376	\$1,381	\$1,386	\$1,641	\$1,800	\$2,072
6080	Impl Maint and Cleaning	\$180	\$295	\$368	\$277	\$285	\$292	\$206	\$295	\$495	\$225	\$299	\$355	\$159	\$295	\$326	\$184	\$300	\$350



Code	Procedure	Wisconsin			Wisconsin — Region 1			Wisconsin — Region 2			Wisconsin — Region 3			Wisconsin — Region 4			Wisconsin — Region 5		
		Low	Median	High	Low	Median	High	Low	Median	High	Low	Median	High	Low	Median	High	Low	Median	High
6092	Re-cement Impl Abut Crown	\$111	\$160	\$193	\$101	\$127	\$153	\$132	\$145	\$179	\$115	\$165	\$185	\$137	\$150	\$189	\$111	\$175	\$198
6093	Re-cement Impl Sup FPD	\$173	\$207	\$259	\$200	\$200	\$200	\$166	\$201	\$259	\$153	\$201	\$236	\$189	\$199	\$209	\$182	\$217	\$311
6190	X-ray/Surg Impl	\$255	\$412	\$577	\$518	\$518	\$518	\$255	\$450	\$509	\$333	\$385	\$557	\$412	\$634	\$856	\$247	\$424	\$564
6210	Pontic — Cast — Hi Noble	\$1,037	\$1,245	\$1,375	\$970	\$1,128	\$1,218	\$1,136	\$1,260	\$1,366	\$1,100	\$1,275	\$1,669	\$1,041	\$1,137	\$1,329	\$1,033	\$1,246	\$1,359
6211	Pontic — Cast — Base Metal	\$930	\$1,193	\$1,349	\$887	\$1,001	\$1,148	\$1,092	\$1,229	\$1,323	\$1,072	\$1,240	\$1,411	\$1,007	\$1,231	\$1,362	\$803	\$1,168	\$1,282
6212	Pontic — Cast — Noble Metal	\$1,027	\$1,200	\$1,341	\$901	\$1,036	\$1,099	\$1,131	\$1,250	\$1,338	\$1,081	\$1,243	\$1,558	\$1,029	\$1,162	\$1,356	\$1,021	\$1,200	\$1,321
6240	Pontic — Porc — Hi Noble	\$1,053	\$1,234	\$1,347	\$912	\$990	\$1,194	\$1,118	\$1,276	\$1,338	\$1,092	\$1,256	\$1,429	\$995	\$1,150	\$1,454	\$1,107	\$1,241	\$1,334
6241	Pontic — Porc — Base Metal	\$1,019	\$1,200	\$1,334	\$864	\$974	\$1,049	\$1,094	\$1,267	\$1,332	\$1,074	\$1,200	\$1,339	\$1,011	\$1,117	\$1,356	\$1,150	\$1,212	\$1,300
6242	Pontic — Porc — Noble	\$1,050	\$1,215	\$1,337	\$899	\$1,089	\$1,175	\$1,113	\$1,255	\$1,339	\$1,082	\$1,228	\$1,367	\$1,019	\$1,103	\$1,353	\$1,097	\$1,224	\$1,313
6245	Pontic — All Porc	\$1,084	\$1,240	\$1,339	\$879	\$1,175	\$1,232	\$1,121	\$1,260	\$1,338	\$1,079	\$1,238	\$1,337	\$1,050	\$1,153	\$299,762	\$1,150	\$1,248	\$1,321
6250	Pontic — Resin — Hi Noble	\$998	\$1,250	\$1,336	\$926	\$960	\$1,000	\$1,127	\$1,283	\$1,339	\$1,008	\$1,165	\$1,257	\$1,009	\$1,097	\$1,288	\$1,153	\$1,257	\$1,301
6251	Pontic — Resin — Base Metal	\$942	\$1,207	\$1,332	\$826	\$897	\$941	\$961	\$1,280	\$1,337	\$972	\$1,018	\$1,228	\$974	\$995	\$1,269	\$991	\$1,250	\$1,311
6253	Prov Pontic	\$195	\$523	\$864	\$327	\$417	\$932	\$154	\$360	\$581	\$446	\$589	\$799	\$629	\$765	\$900	\$190	\$534	\$852
6545	Ret — Cast Metal	\$495	\$800	\$1,247	\$494	\$685	\$766	\$419	\$835	\$1,242	\$536	\$749	\$1,294	\$547	\$711	\$1,076	\$506	\$800	\$1,175
6548	Ret — Porc	\$515	\$983	\$1,229	\$748	\$952	\$1,165	\$500	\$1,086	\$1,330	\$507	\$950	\$1,197	\$648	\$995	\$1,112	\$768	\$966	\$1,157
6740	Crown — All Porc	\$1,094	\$1,250	\$1,337	\$935	\$1,110	\$1,162	\$1,143	\$1,283	\$1,349	\$1,073	\$1,245	\$1,342	\$1,019	\$1,150	\$1,353	\$1,157	\$1,250	\$1,318
6750	Crown — Proc — Hi Noble	\$1,086	\$1,246	\$1,342	\$916	\$1,122	\$1,183	\$1,106	\$1,255	\$1,362	\$1,110	\$1,256	\$1,379	\$1,025	\$1,133	\$1,347	\$1,145	\$1,247	\$1,305
6751	Crown — Porc — Base Metal	\$1,002	\$1,226	\$1,329	\$868	\$998	\$1,097	\$1,098	\$1,254	\$1,328	\$1,069	\$1,228	\$1,290	\$1,004	\$1,293	\$1,365	\$1,163	\$1,227	\$1,315
6752	Crown Porc — Noble	\$1,062	\$1,222	\$1,338	\$874	\$1,060	\$1,099	\$1,131	\$1,243	\$1,339	\$1,094	\$1,234	\$1,330	\$1,019	\$1,110	\$1,353	\$1,124	\$1,238	\$1,308
6790	Full Gold Crown	\$1,102	\$1,258	\$1,398	\$937	\$1,185	\$1,262	\$1,150	\$1,276	\$1,399	\$1,105	\$1,274	\$1,400	\$1,022	\$1,187	\$1,359	\$1,151	\$1,293	\$1,392
6920	Connector Bar	\$508	\$1,039	\$1,238	\$795	\$981	\$1,031	\$235	\$957	\$1,465	\$508	\$1,150	\$1,185	\$910	\$1,040	\$1,170	\$788	\$1,063	\$1,220
6930	Re-cement Bridge	\$154	\$194	\$220	\$142	\$163	\$208	\$165	\$195	\$216	\$159	\$198	\$227	\$140	\$182	\$207	\$157	\$195	\$214
6940	Stress Breaker	\$353	\$475	\$543	\$348	\$379	\$389	\$327	\$488	\$537	\$407	\$479	\$625	\$355	\$400	\$482	\$379	\$492	\$554
6950	Precision Attach	\$547	\$740	\$814	\$563	\$650	\$718	\$532	\$700	\$853	\$531	\$743	\$862	\$487	\$574	\$789	\$629	\$760	\$805
6980	FPD Repair	\$200	\$352	\$450	\$276	\$330	\$408	\$208	\$356	\$401	\$195	\$331	\$436	\$258	\$364	\$453	\$199	\$370	\$452
7111	Ext Coron Rem — Decid	\$112	\$148	\$171	\$100	\$121	\$127	\$112	\$150	\$172	\$119	\$145	\$170	\$124	\$135	\$163	\$118	\$150	\$174
7140	Extraction	\$172	\$196	\$216	\$134	\$172	\$179	\$180	\$203	\$216	\$172	\$195	\$222	\$166	\$178	\$201	\$175	\$198	\$213
7210	Surgical Ext	\$278	\$326	\$363	\$241	\$290	\$332	\$288	\$340	\$364	\$287	\$329	\$371	\$276	\$306	\$338	\$289	\$326	\$353
7220	Soft Tissue Imp	\$325	\$375	\$406	\$260	\$335	\$356	\$324	\$391	\$420	\$347	\$383	\$407	\$339	\$368	\$418	\$339	\$375	\$394
7230	Partial Bony Imp	\$424	\$489	\$550	\$355	\$426	\$467	\$445	\$495	\$558	\$389	\$511	\$541	\$411	\$479	\$544	\$440	\$489	\$525
7240	Complete Bony Imp	\$499	\$595	\$652	\$444	\$522	\$554	\$530	\$601	\$730	\$460	\$610	\$632	\$535	\$600	\$648	\$507	\$594	\$639
7250	Surg Ext — Residual Roots	\$284	\$340	\$389	\$251	\$314	\$330	\$303	\$341	\$395	\$307	\$336	\$382	\$285	\$307	\$372	\$292	\$348	\$395
7270	Tooth Reimplant	\$419	\$600	\$733	\$425	\$487	\$494	\$535	\$600	\$719	\$307	\$619	\$677	\$533	\$610	\$683	\$371	\$608	\$782

Code	Procedure	Wisconsin			Wisconsin — Region 1			Wisconsin — Region 2			Wisconsin — Region 3			Wisconsin — Region 4			Wisconsin — Region 5		
		Low	Median	High	Low	Median	High	Low	Median	High	Low	Median	High	Low	Median	High	Low	Median	High
7280	Surg Access Unerupted tooth	\$349	\$548	\$675	\$415	\$449	\$450	\$396	\$498	\$630	\$476	\$596	\$750	\$315	\$574	\$664	\$347	\$600	\$675
7285	Biopsy — Hard Tissue	\$293	\$559	\$1,018	\$331	\$428	\$470	\$468	\$725	\$998	\$214	\$730	\$1,014	\$330	\$330	\$330	\$417	\$547	\$1,023
7286	Biopsy — Soft Tissue	\$263	\$400	\$468	\$284	\$371	\$393	\$242	\$417	\$452	\$316	\$450	\$479	\$296	\$430	\$444	\$320	\$388	\$471
7288	Brush Biopsy	\$154	\$219	\$282	\$150	\$191	\$212	\$133	\$220	\$278	\$183	\$238	\$302	\$195	\$210	\$230	\$172	\$225	\$284
7310	Alveolo w/Exts 4+	\$286	\$366	\$421	\$231	\$303	\$354	\$300	\$360	\$409	\$296	\$365	\$411	\$277	\$342	\$381	\$312	\$375	\$462
7311	Alveolo w/Exts 1 – 3	\$289	\$349	\$380	\$180	\$298	\$328	\$290	\$350	\$401	\$278	\$321	\$348	\$241	\$319	\$357	\$307	\$359	\$403
7320	Alveolo w/out 4+	\$362	\$519	\$647	\$346	\$415	\$466	\$356	\$518	\$673	\$308	\$495	\$631	\$398	\$481	\$527	\$400	\$524	\$649
7321	Alveolo w/out 1 – 3	\$316	\$468	\$560	\$314	\$366	\$425	\$420	\$498	\$566	\$229	\$307	\$514	\$349	\$441	\$490	\$409	\$509	\$561
7410	Excision — Benign Lesion	\$253	\$446	\$689	\$321	\$365	\$379	\$257	\$450	\$678	\$243	\$520	\$585	\$304	\$419	\$455	\$303	\$473	\$749
7510	Incision and Drain	\$217	\$285	\$344	\$176	\$230	\$260	\$243	\$305	\$359	\$206	\$300	\$372	\$229	\$254	\$320	\$228	\$280	\$339
7530	Removal Foreign Body	\$242	\$375	\$570	\$347	\$397	\$446	\$209	\$320	\$551	\$215	\$427	\$575	\$357	\$357	\$357	\$328	\$385	\$678
7880	Occ Orthotic	\$592	\$895	\$1,394	\$563	\$614	\$702	\$658	\$1,090	\$1,368	\$753	\$1,012	\$6,600	\$635	\$995	\$1,455	\$600	\$817	\$1,240
7960	Frenulectomy	\$400	\$501	\$643	\$369	\$421	\$461	\$478	\$551	\$652	\$358	\$505	\$613	\$370	\$485	\$525	\$401	\$490	\$642
8040	Limited Ortho — Adult	\$1,890	\$3,550	\$4,720	\$2,801	\$3,405	\$4,008	\$2,161	\$4,240	\$5,557	\$3,340	\$3,876	\$5,026	\$2,100	\$3,000	\$4,054	\$1,853	\$3,469	\$4,000
8080	Comp Ortho — Adolescent	\$5,000	\$5,900	\$6,844	\$5,300	\$5,300	\$5,300	\$5,409	\$6,260	\$7,550	\$5,533	\$5,954	\$6,380	\$5,000	\$5,850	\$6,357	\$4,787	\$5,750	\$6,460
8090	Comp Ortho — Adult	\$4,984	\$5,800	\$6,960	\$5,300	\$5,300	\$5,300	\$5,430	\$6,255	\$7,732	\$5,406	\$5,944	\$6,660	\$5,000	\$5,372	\$6,400	\$4,557	\$5,700	\$6,221
8210	Removable Therapy	\$522	\$904	\$1,606	\$757	\$787	\$817	\$437	\$1,216	\$1,807	\$738	\$996	\$1,576	\$779	\$904	\$1,972	\$533	\$901	\$1,460
8220	Fixed Therapy	\$459	\$1,128	\$1,548	\$619	\$855	\$1,090	\$349	\$1,288	\$1,789	\$764	\$1,128	\$1,468	\$833	\$995	\$4,243	\$653	\$1,130	\$1,458
8680	Ortho Retention	\$173	\$446	\$599	\$341	\$341	\$341	\$133	\$301	\$531	\$244	\$416	\$591	\$332	\$460	\$525	\$187	\$475	\$605
8692	Replace Retainer	\$150	\$282	\$376	\$236	\$301	\$365	\$150	\$216	\$307	\$134	\$294	\$383	\$125	\$225	\$424	\$196	\$298	\$372
8693	Re-cement Fixed Ret	\$81	\$181	\$276	\$109	\$185	\$342	\$80	\$183	\$247	\$78	\$161	\$269	\$103	\$160	\$179	\$125	\$187	\$280
9110	Palliative Tx	\$107	\$140	\$174	\$101	\$129	\$131	\$87	\$137	\$184	\$107	\$147	\$178	\$115	\$129	\$182	\$117	\$143	\$159
9120	Bridge Resection	\$103	\$175	\$229	\$110	\$148	\$170	\$115	\$169	\$228	\$89	\$179	\$248	\$130	\$194	\$225	\$104	\$175	\$236
9215	Local Anesthesia	\$26	\$46	\$65	\$42	\$47	\$52	\$35	\$45	\$65	\$16	\$46	\$52	\$41	\$56	\$70	\$25	\$50	\$65
9230	N2O	\$60	\$82	\$98	\$39	\$63	\$70	\$63	\$80	\$103	\$55	\$80	\$92	\$64	\$75	\$89	\$65	\$88	\$108
9248	Conscious Sedation	\$263	\$395	\$483	\$259	\$259	\$259	\$268	\$433	\$450	\$355	\$359	\$412	\$419	\$464	\$509	\$281	\$385	\$479
9310	Consult	\$81	\$110	\$152	\$80	\$98	\$107	\$92	\$109	\$145	\$66	\$110	\$138	\$68	\$87	\$134	\$98	\$121	\$171
9440	After Hours Visit	\$120	\$175	\$223	\$106	\$133	\$184	\$109	\$172	\$223	\$149	\$167	\$221	\$148	\$172	\$221	\$131	\$190	\$224
9910	Application of Desensitizing Meds	\$29	\$60	\$75	\$24	\$55	\$68	\$47	\$61	\$73	\$47	\$53	\$71	\$49	\$65	\$78	\$26	\$60	\$71
9911	Desensitizing — Root Surf	\$38	\$71	\$90	\$38	\$58	\$64	\$26	\$65	\$80	\$49	\$72	\$98	\$45	\$56	\$87	\$41	\$74	\$90
9940	Occ Guard	\$326	\$602	\$750	\$368	\$440	\$630	\$442	\$642	\$830	\$315	\$644	\$929	\$242	\$441	\$784	\$331	\$599	\$715
9941	Athletic Guard	\$66	\$186	\$265	\$92	\$125	\$226	\$44	\$167	\$247	\$79	\$189	\$229	\$97	\$149	\$215	\$92	\$201	\$275
9951	Occ Adj — Limited	\$85	\$162	\$219	\$105	\$150	\$372	\$88	\$160	\$200	\$104	\$171	\$200	\$101	\$159	\$413	\$70	\$170	\$218
9952	Occ Adj — Complete	\$491	\$740	\$929	\$405	\$597	\$1,373	\$450	\$780	\$938	\$283	\$740	\$865	\$529	\$689	\$830	\$497	\$732	\$913
9970	MicroAbrasion	\$65	\$172	\$240	\$41	\$114	\$181	\$75	\$188	\$234	\$49	\$107	\$237	\$177	\$207	\$260	\$79	\$170	\$240
9971	Odonto 1 – 2 Teeth	\$73	\$116	\$184	\$80	\$111	\$130	\$83	\$103	\$163	\$109	\$115	\$122	\$188	\$200	\$234	\$72	\$117	\$180

Code	Procedure	Wisconsin			Wisconsin — Region 1			Wisconsin — Region 2			Wisconsin — Region 3			Wisconsin — Region 4			Wisconsin — Region 5		
		Low	Median	High	Low	Median	High	Low	Median	High	Low	Median	High	Low	Median	High	Low	Median	High
9972	Ext Bleaching per Arch — In Office	\$169	\$299	\$499	\$225	\$250	\$275	\$214	\$309	\$450	\$175	\$205	\$322	\$216	\$324	\$390	\$92	\$303	\$515
9975	External Bleaching-per Arch — Custom Trays/ Materials — Home	\$124	\$237	\$362	\$190	\$230	\$312	\$100	\$221	\$375	\$183	\$250	\$355	\$175	\$229	\$326	\$142	\$250	\$352
9999	Home Bleaching Kit	\$53	\$99	\$380	\$100	\$299	\$380	\$66	\$200	\$350	\$50	\$79	\$314	\$59	\$74	\$232	\$50	\$91	\$344

## Wisconsin wages

	Median annual salary	25th percentile	50th percentile	75th percentile	90th percentile
<b>Hygienist assistant</b>					
1 year or less experience	\$31,200	\$11.00	\$15.00	\$15.50	\$16.40
2 – 5 years experience	\$34,414	\$14.00	\$16.55	\$17.81	\$18.30
5 – 10 years experience	\$41,184	\$17.88	\$19.80	\$20.13	\$20.95
10+ years experience	\$43,680	\$18.00	\$21.00	\$25.00	\$28.50
<b>Dental assistant</b>					
1 year or less experience	\$33,280	\$14.75	\$16.00	\$17.00	\$18.71
2 – 5 years experience	\$35,454	\$16.00	\$17.05	\$18.93	\$21.33
5 – 10 years experience	\$39,520	\$18.00	\$19.00	\$20.50	\$24.00
10+ years experience	\$43,680	\$19.45	\$21.00	\$23.63	\$26.15
<b>Registered dental hygienist</b>					
1 year or less experience	\$62,400	\$29.00	\$30.00	\$32.00	\$34.00
2 – 5 years experience	\$65,520	\$29.81	\$31.50	\$33.50	\$34.60
5 – 10 years experience	\$68,380	\$30.70	\$32.88	\$35.00	\$36.00
10+ years experience	\$ 72,800	\$33.06	\$35.00	\$ 36.73	\$ 38.99
<b>Front desk staff</b>					
1 year or less experience	\$33,280	\$15.00	\$16.00	\$18.00	\$19.20
2 – 5 years experience	\$37,960	\$16.30	\$18.25	\$20.25	\$22.00
5 – 10 years experience	\$41,226	\$18.19	\$19.82	\$21.00	\$22.50
10+ years experience	\$43,680	\$18.50	\$21.00	\$24.06	\$27.00

	Median annual salary	25th percentile	50th percentile	75th percentile	90th percentile
<b>Insurance coordinator</b>					
1 year or less experience	\$37,960	\$16.88	\$18.25	\$20.00	\$20.00
2 – 5 years experience	\$38,480	\$16.88	\$18.50	\$20.75	\$22.30
5 – 10 years experience	\$37,700	\$17.60	\$18.13	\$19.95	\$21.90
10+ years experience	\$49,920	\$21.87	\$24.00	\$27.00	\$28.20
<b>Treatment/financial coordinator</b>					
1 year or less experience	\$37,440	\$17.75	\$18.00	\$19.50	\$21.60
2 – 5 years experience	\$41,600	\$17.25	\$20.00	\$21.50	\$23.60
5 – 10 years experience	\$41,600	\$18.25	\$20.00	\$21.75	\$22.30
10+ years experience	\$47,840	\$21.63	\$23.00	\$25.50	\$27.90
<b>Office manager</b>					
1 year or less experience	\$49,920	\$20.63	\$24.00	\$25.00	\$25.00
2 – 5 years experience	\$54,995	\$24.00	\$26.44	\$33.87	\$36.14
5 – 10 years experience	\$55,120	\$24.19	\$26.50	\$30.00	\$33.34
10+ years experience	\$58,240	\$24.75	\$28.00	\$32.75	\$35.00

Percentile breakouts represent hourly wage rates. The median annual salary was calculated by taking the 50th percentile wage rate multiplied by 2080 hours.

## Washington fee schedule

Washington's fee schedule results are based on 18 total responses from Washington dental practices.

Code	Procedure	Washington			Washington – Seattle			Washington – Outstate		
		Low	Median	High	Low	Median	High	Low	Median	High
0120	Periodic Exam	\$51	\$65	\$77	\$52	\$63	\$76	\$53	\$65	\$72
0140	Limited Oral Eval	\$59	\$85	\$94	\$73	\$93	\$105	\$58	\$84	\$89
0145	Oral Eval 3 yrs	\$54	\$66	\$92	\$52	\$69	\$85	\$57	\$65	\$89
0150	NP Comp Eval	\$75	\$94	\$111	\$84	\$106	\$111	\$76	\$90	\$106
0160	Ext Prob Focus	\$82	\$117	\$155	\$85	\$85	\$85	\$82	\$145	\$156
0180	Comp Perio Eval	\$84	\$96	\$125	\$85	\$86	\$86	\$82	\$102	\$126
0210	Complete Series	\$118	\$150	\$169	\$153	\$166	\$185	\$115	\$132	\$152
0220	PA – First	\$26	\$32	\$38	\$24	\$32	\$38	\$28	\$32	\$35
0230	PA – Each Addl	\$17	\$25	\$33	\$18	\$29	\$33	\$20	\$25	\$31
0270	Bitewing – Single	\$21	\$30	\$36	\$21	\$25	\$35	\$22	\$30	\$33
0272	Bitewings – Two	\$41	\$51	\$59	\$45	\$57	\$59	\$43	\$50	\$58
0273	Bitewings – Three	\$49	\$58	\$64	\$47	\$55	\$62	\$54	\$58	\$62
0274	Bitewings – Four	\$58	\$69	\$81	\$60	\$76	\$80	\$62	\$68	\$81
0275	3D – Scan	\$233	\$294	\$355	\$370	\$370	\$370	\$218	\$218	\$218
0277	Bitewings – Vert	\$76	\$82	\$97	\$77	\$85	\$89	\$78	\$81	\$104
0330	Panoramic	\$103	\$116	\$138	\$103	\$124	\$139	\$107	\$116	\$127
0350	Photos – Internal/External	\$28	\$43	\$113	\$28	\$38	\$48	\$46	\$88	\$130
0460	Pulp Vitality Test	\$28	\$47	\$60	\$30	\$50	\$58	\$34	\$45	\$55
0470	Diagnostic Casts	\$44	\$112	\$172	\$61	\$124	\$151	\$47	\$100	\$198
1110	Prophy – Adult	\$110	\$118	\$140	\$112	\$131	\$146	\$111	\$117	\$128
1120	Prophy – Child	\$67	\$77	\$84	\$70	\$82	\$101	\$69	\$75	\$81
1206	Fluoride Varnish	\$37	\$46	\$53	\$44	\$49	\$53	\$36	\$46	\$51
1208	Fluoride – Non Varnish	\$32	\$45	\$47	\$44	\$45	\$51	\$26	\$44	\$46
1351	Sealant – each	\$53	\$60	\$67	\$46	\$61	\$66	\$54	\$60	\$67
1352	Prevent Resin	\$91	\$97	\$141	\$92	\$100	\$147	\$94	\$94	\$94
1354	Int Carries Arrest Med – per tooth	\$23	\$33	\$48	\$23	\$36	\$49	\$33	\$33	\$33
1510	Distal Shoe Maint – Fixed – Unilateral – Excludes space Maint	\$281	\$343	\$411	\$376	\$398	\$420	\$267	\$315	\$372



Code	Procedure	Washington			Washington – Seattle			Washington – Outstate		
		Low	Median	High	Low	Median	High	Low	Median	High
1515	Space Maint — Fixed — Bilateral	\$262	\$481	\$581	\$502	\$532	\$561	\$217	\$435	\$552
1520	Space Maint — Removable — Unilateral	\$355	\$534	\$547	\$526	\$526	\$526	\$333	\$541	\$548
1525	Space Maint — Removable — Bilateral	\$296	\$541	\$653	\$721	\$721	\$721	\$285	\$453	\$547
1550	Re-cement Space Maint	\$66	\$74	\$99	\$66	\$77	\$87	\$71	\$74	\$99
1555	Removal Fixed Space Maint	\$62	\$75	\$79				\$62	\$75	\$79
1575	Distal Shoe Space Maint — Fixed — Unilateral									
2140	Amal 1 surf	\$178	\$185	\$196	\$184	\$194	\$203	\$166	\$185	\$194
2150	Amal 2 surf	\$205	\$246	\$253	\$231	\$241	\$251	\$203	\$246	\$255
2160	Amal 3 surf	\$231	\$288	\$294	\$284	\$292	\$299	\$229	\$288	\$292
2161	Amal 4+ surf	\$260	\$315	\$330	\$317	\$323	\$329	\$253	\$307	\$332
2330	Resin 1 surf Ant	\$152	\$200	\$217	\$173	\$203	\$224	\$146	\$198	\$215
2331	Resin 2 surf Ant	\$207	\$250	\$284	\$219	\$261	\$291	\$207	\$250	\$283
2332	Resin 3 surf Ant	\$261	\$295	\$332	\$273	\$299	\$337	\$260	\$290	\$319
2335	Resin 4+ surf Ant	\$276	\$330	\$379	\$305	\$357	\$395	\$270	\$320	\$368
2390	Resin Crown, Ant	\$359	\$482	\$598	\$390	\$390	\$390	\$391	\$574	\$601
2391	Resin 1 surf Post	\$185	\$225	\$262	\$188	\$236	\$263	\$202	\$225	\$255
2392	Resin 2 surf Post	\$257	\$285	\$329	\$259	\$292	\$315	\$265	\$285	\$337
2393	Resin 3 surf Post	\$314	\$342	\$390	\$323	\$347	\$383	\$315	\$340	\$380
2394	Resin 4+ surf Post	\$338	\$380	\$440	\$373	\$408	\$431	\$330	\$362	\$443
2610	Inlay/Porc 1 surf	\$476	\$650	\$1,104	\$550	\$650	\$1,048	\$503	\$741	\$979
2620	Inlay/Porc 2 surf	\$606	\$808	\$1,203	\$658	\$808	\$1,079	\$661	\$919	\$1,177
2630	Inlay/Porc 3 surf	\$711	\$808	\$1,242	\$730	\$808	\$1,079	\$771	\$1,009	\$1,246
2642	Onlay/Porc 2 surf	\$638	\$1,094	\$1,216	\$825	\$1,025	\$1,135	\$635	\$1,177	\$1,239
2643	Onlay/Porc 3 surf	\$684	\$1,094	\$1,259	\$899	\$1,025	\$1,135	\$648	\$1,240	\$1,270
2644	Onlay/Porc 4+ surf	\$742	\$1,094	\$1,364	\$992	\$1,025	\$1,135	\$667	\$1,333	\$1,382
2710	Crown — Resin									
2740	Crown Porc Sub	\$1,037	\$1,205	\$1,386	\$1,034	\$1,198	\$1,430	\$1,155	\$1,205	\$1,373
2750	Crown Porc/Hi Noble	\$1,093	\$1,238	\$1,428	\$1,062	\$1,088	\$1,333	\$1,152	\$1,270	\$1,438
2751	Crown Porc/Base Metal	\$1,147	\$1,205	\$1,270	\$1,269	\$1,269	\$1,269	\$1,145	\$1,181	\$1,251
2752	Crown Porc/Noble	\$1,137	\$1,238	\$1,466	\$1,441	\$1,441	\$1,441	\$1,130	\$1,205	\$1,468

Code	Procedure	Washington			Washington – Seattle			Washington – Outstate		
		Low	Median	High	Low	Median	High	Low	Median	High
2790	Full Gold Crown	\$1,067	\$1,304	\$1,489	\$1,025	\$1,253	\$1,468	\$1,163	\$1,304	\$1,487
2799	Provisional Crown	\$170	\$353	\$475	\$126	\$230	\$334	\$240	\$365	\$482
2910	Re-cement Inlay, Onlay or Veneer	\$99	\$125	\$201	\$113	\$124	\$177	\$87	\$125	\$185
2915	Post & Core Prefab	\$130	\$329	\$414				\$130	\$329	\$414
2920	Re-cement Crown	\$62	\$106	\$132	\$98	\$117	\$130	\$59	\$102	\$127
2930	Prefab SSC Prim	\$215	\$267	\$345	\$203	\$247	\$290	\$234	\$267	\$366
2931	Prefab SSC Perm	\$240	\$294	\$454	\$211	\$283	\$356	\$277	\$294	\$490
2932	Prefab Resin Crown	\$225	\$385	\$429				\$225	\$385	\$429
2940	Protective Rest	\$78	\$101	\$135	\$92	\$98	\$105	\$57	\$115	\$136
2950	Core Bld Up	\$235	\$285	\$354	\$253	\$287	\$313	\$230	\$285	\$368
2951	Pin Ret per Tooth	\$30	\$41	\$67	\$54	\$58	\$61	\$29	\$37	\$61
2952	Cast Post & Core	\$160	\$397	\$501	\$459	\$495	\$531	\$107	\$289	\$444
2954	Prefab Post & Core	\$302	\$347	\$400	\$337	\$362	\$395	\$294	\$347	\$404
2955	Post Removal	\$143	\$218	\$294	\$124	\$124	\$124	\$313	\$313	\$313
2957	Each Addl Prefab Post	\$210	\$210	\$210				\$210	\$210	\$210
2960	Labial Veneer — Resin — Chairside	\$308	\$675	\$780	\$175	\$675	\$729	\$516	\$668	\$807
2961	Labial Veneer — Resin — Lab	\$929	\$1,100	\$1,179	\$990	\$1,060	\$1,130	\$940	\$1,100	\$1,180
2962	Labial Veneer — Porcelain — Lab	\$1,038	\$1,200	\$1,389	\$983	\$1,025	\$1,363	\$1,093	\$1,216	\$1,370
3110	Pulp Cap — Direct	\$55	\$76	\$115	\$59	\$73	\$107	\$54	\$85	\$109
3120	Pulp Cap — Indirect	\$40	\$61	\$117	\$36	\$61	\$104	\$46	\$71	\$133
3220	Pulpotomy	\$163	\$189	\$220	\$170	\$183	\$209	\$162	\$201	\$231
3221	Pulpal Debridement — Prim & Perm	\$146	\$204	\$256	\$176	\$254	\$259	\$149	\$190	\$233
3310	RCT — Ant	\$710	\$767	\$896	\$889	\$897	\$919	\$696	\$750	\$817
3320	RCT — Bi Cusp	\$817	\$911	\$1,046	\$1,030	\$1,040	\$1,048	\$803	\$875	\$1,026
3330	RCT — Molar	\$1,027	\$1,142	\$1,346	\$1,320	\$1,350	\$1,414	\$1,020	\$1,100	\$1,271
3410	Apico — Ant	\$436	\$600	\$764				\$436	\$600	\$764
3421	Apico — Bi Cusp	\$411	\$473	\$535				\$411	\$473	\$535
3425	Apico — Molar	\$421	\$523	\$625				\$421	\$523	\$625
3426	Apico — Each Addl Root	\$197	\$243	\$289				\$197	\$243	\$289

Code	Procedure	Washington			Washington – Seattle			Washington – Outstate		
		Low	Median	High	Low	Median	High	Low	Median	High
3450	Root Amp – per Root	\$396	\$400	\$708				\$396	\$400	\$708
3920	Hemisection	\$365	\$425	\$485				\$365	\$425	\$485
4210	Gingivectomy 4+ Quad	\$370	\$575	\$735	\$500	\$500	\$500	\$364	\$650	\$736
4211	Gingivectomy 1 – 3 Cont per Quad	\$118	\$250	\$355	\$250	\$250	\$250	\$111	\$246	\$358
4212	Gingivectomy Allow Access for rest	\$48	\$151	\$361				\$48	\$151	\$361
4240	Ging Flap include SRP 4 + per Quad	\$570	\$780	\$976				\$570	\$780	\$976
4241	Ging Flap include SRP – 1 – 3 per Quad	\$163	\$439	\$591				\$163	\$439	\$591
4249	Crown Lengthening	\$627	\$782	\$924	\$755	\$806	\$857	\$612	\$751	\$950
4260	Oss Surg 4+ per Quad	\$1,268	\$1,305	\$1,341				\$1,268	\$1,305	\$1,341
4261	Oss Surg 1 – 3 per Quad	\$1,001	\$1,005	\$1,009				\$1,001	\$1,005	\$1,009
4270	Soft Tissue Graft	\$626	\$731	\$835				\$626	\$731	\$835
4320	Splinting/Intracoronaral	\$277	\$384	\$491	\$277	\$384	\$491			
4321	Splinting/Extracoronaral	\$181	\$250	\$572	\$173	\$250	\$412	\$204	\$237	\$602
4341	SRP 4+ per Quad	\$200	\$238	\$297	\$186	\$249	\$299	\$215	\$238	\$284
4342	SRP 1 – 3 per Quad	\$141	\$178	\$225	\$170	\$218	\$226	\$135	\$175	\$207
4346	Scale/complex PXS	\$135	\$149	\$174	\$182	\$182	\$182	\$134	\$145	\$160
4355	Full Mouth Debridement	\$133	\$202	\$239	\$138	\$168	\$231	\$148	\$203	\$238
4981	Delivery of Antimicrobial Agent	\$35	\$45	\$69	\$45	\$45	\$45	\$36	\$54	\$71
4910	Perio Maint	\$143	\$169	\$210	\$149	\$167	\$206	\$142	\$169	\$196
5110	Full Upper Dent	\$1,600	\$1,721	\$2,393	\$1,688	\$1,721	\$2,104	\$1,509	\$1,810	\$2,455
5120	Full Lower Dent	\$1,600	\$1,737	\$2,393	\$1,691	\$1,737	\$2,107	\$1,509	\$1,810	\$2,455
5130	Immediate Full Upper	\$1,450	\$1,790	\$2,497	\$1,804	\$1,861	\$2,388	\$1,435	\$1,709	\$2,310
5140	Immediate Full Lower	\$1,445	\$1,826	\$2,499	\$1,804	\$1,861	\$2,388	\$1,430	\$1,780	\$2,337
5211	Max Partial – Resin	\$955	\$1,659	\$2,231	\$1,246	\$1,250	\$1,667	\$785	\$1,750	\$2,237
5212	Mand Partial – Resin	\$945	\$1,659	\$2,231	\$1,049	\$1,245	\$1,666	\$785	\$1,750	\$2,237
5213	Max Part – Cast Metal	\$1,797	\$2,048	\$2,299	\$1,792	\$1,799	\$2,120	\$1,825	\$2,089	\$2,374
5214	Mand Part – Cast Metal	\$1,790	\$1,856	\$2,250	\$1,803	\$1,856	\$2,131	\$1,770	\$1,949	\$2,324
5225	Max Part – Flexible	\$1,053	\$1,601	\$2,010	\$1,200	\$1,200	\$1,200	\$1,064	\$1,649	\$2,044
5226	Mand Part – Flexible	\$1,004	\$1,553	\$2,044	\$1,200	\$1,200	\$1,200	\$1,006	\$1,601	\$2,079
5281	Unilateral Part	\$670	\$670	\$670				\$670	\$670	\$670

Code	Procedure	Washington			Washington – Seattle			Washington – Outstate		
		Low	Median	High	Low	Median	High	Low	Median	High
5410	Adj Full Upper Dent	\$53	\$70	\$114	\$65	\$66	\$98	\$46	\$75	\$121
5411	Adj Full Lower Dent	\$63	\$75	\$116	\$65	\$66	\$98	\$65	\$88	\$122
5421	Adj Partial – Max	\$58	\$75	\$116	\$57	\$65	\$98	\$65	\$88	\$122
5422	Adj Partial – Mand	\$49	\$70	\$114	\$57	\$65	\$98	\$45	\$75	\$119
5510	Repair Full Base	\$140	\$198	\$269	\$133	\$175	\$211	\$169	\$220	\$298
5520	Replace Teeth – per tooth	\$116	\$170	\$225	\$184	\$220	\$242	\$101	\$162	\$187
5610	Repair Resin Base	\$135	\$175	\$213	\$128	\$149	\$170	\$162	\$203	\$217
5620	Repair Cast Framework	\$231	\$330	\$591	\$247	\$337	\$517	\$243	\$295	\$544
5630	Repair or Replace Clasp	\$176	\$218	\$333	\$194	\$225	\$315	\$175	\$210	\$304
5640	Replace Broken Teeth/per tooth	\$121	\$175	\$239	\$187	\$237	\$245	\$112	\$146	\$189
5650	Add tooth to Partial	\$179	\$215	\$382	\$267	\$337	\$517	\$171	\$196	\$222
5660	Add Clasp to Partial	\$240	\$291	\$430	\$239	\$295	\$509	\$261	\$287	\$296
5730	Reline Max Full – Chairside	\$188	\$313	\$444	\$232	\$357	\$531	\$179	\$256	\$328
5731	Reline Mand Full – Chairside	\$187	\$319	\$444	\$232	\$357	\$531	\$179	\$258	\$330
5740	Reline Max Part – Chairside	\$168	\$315	\$465	\$232	\$357	\$531	\$156	\$250	\$368
5741	Reline Mand Part – Chairside	\$167	\$315	\$465	\$232	\$357	\$531	\$155	\$249	\$368
5750	Reline Max Full – Lab	\$381	\$445	\$660	\$483	\$657	\$671	\$339	\$437	\$535
5751	Reline Mand Full – Lab	\$381	\$445	\$660	\$483	\$657	\$671	\$339	\$437	\$535
5760	Reline Max Part – Lab	\$393	\$468	\$689	\$483	\$657	\$671	\$346	\$467	\$657
5761	Reline Mand Part – Lab	\$436	\$516	\$697	\$483	\$657	\$671	\$441	\$468	\$675
5810	Interim Max Full	\$352	\$628	\$961	\$328	\$516	\$703	\$470	\$628	\$1,005
5811	Interim Mand Full	\$363	\$628	\$961	\$352	\$529	\$706	\$470	\$628	\$1,005
5820	Interim Max Part	\$397	\$453	\$609	\$389	\$460	\$492	\$400	\$445	\$622
5821	Interim Mand Partial	\$394	\$460	\$613	\$389	\$460	\$492	\$400	\$506	\$627
5862	Precision Attachment	\$265	\$500	\$739	\$130	\$400	\$540	\$434	\$578	\$801
5863	Overdenture Max Full	\$1,719	\$2,235	\$3,237	\$3,180	\$3,180	\$3,180	\$1,699	\$2,167	\$2,890
5865	Overdenture Mand Full	\$1,719	\$2,098	\$3,237	\$1,983	\$2,515	\$3,047	\$1,679	\$2,098	\$2,976
5867	Replace Attachment	\$518	\$712	\$906				\$518	\$712	\$906
5982	Surgical Stent	\$250	\$351	\$517	\$280	\$398	\$516	\$271	\$351	\$430

Code	Procedure	Washington			Washington – Seattle			Washington – Outstate		
		Low	Median	High	Low	Median	High	Low	Median	High
5986	Fluoride Gel Carrier	\$85	\$154	\$212	\$112	\$178	\$196	\$86	\$129	\$205
6010	Surg Place Implant	\$1,646	\$2,350	\$2,680	\$2,800	\$2,800	\$2,800	\$1,615	\$2,093	\$2,455
6055	Connecting Bar — Implant supported	\$552	\$760	\$968				\$552	\$760	\$968
6056	Prefab Abut — Incl Place	\$557	\$718	\$1,267	\$622	\$710	\$798	\$551	\$718	\$1,384
6057	Custom Abut — Incl Place	\$573	\$825	\$993	\$750	\$750	\$750	\$554	\$835	\$998
6058	Abut Sup Porc Crown	\$1,207	\$1,409	\$1,587	\$1,321	\$1,405	\$1,489	\$1,200	\$1,409	\$1,593
6059	Abut Sup Porc/Hi Noble Crown	\$1,270	\$1,395	\$1,594	\$1,300	\$1,300	\$1,300	\$1,270	\$1,440	\$1,595
6060	Abut Sup Crown — Base Metal	\$1,221	\$1,270	\$1,434				\$1,221	\$1,270	\$1,434
6061	Abut Sup Crown — Noble	\$1,269	\$1,387	\$1,566				\$1,269	\$1,387	\$1,566
6062	Abut Sup Cast Metal Crown — Hi Noble	\$1,281	\$1,406	\$1,571				\$1,281	\$1,406	\$1,571
6064	Abut Sup Cast Metal — Noble	\$1,293	\$1,387	\$1,481				\$1,293	\$1,387	\$1,481
6065	Impl Sup All Porc Crown	\$1,304	\$1,462	\$1,758	\$1,300	\$1,300	\$1,300	\$1,352	\$1,504	\$1,791
6066	Impl Sup Porc/Metal Crown — Hi Noble	\$1,260	\$1,504	\$2,021	\$1,300	\$1,300	\$1,300	\$1,254	\$1,548	\$2,046
6067	Imp Sup Metal Crown — Hi Noble	\$998	\$1,254	\$1,445				\$998	\$1,254	\$1,445
6068	Abut Sup Ret — Porc	\$1,002	\$1,304	\$1,509	\$1,325	\$1,425	\$1,525	\$982	\$1,271	\$1,438
6069	Abut Sup Ret Porc — Hi Noble	\$1,232	\$1,363	\$1,478				\$1,232	\$1,363	\$1,478
6071	Abut Sup Ret Porc — Noble	\$1,110	\$1,337	\$1,461	\$985	\$985	\$985	\$1,249	\$1,405	\$1,470
6072	Abut Sup Ret Cast — Hi Noble	\$1,332	\$1,430	\$1,489				\$1,332	\$1,430	\$1,489
6075	Imp Sup Ret Ceramic FPD	\$1,324	\$1,420	\$1,487	\$1,300	\$1,300	\$1,300	\$1,428	\$1,462	\$1,496
6076	Impl Sup Ret — Porc/Met — Hi Noble FPD	\$1,330	\$1,451	\$1,493	\$1,300	\$1,300	\$1,300	\$1,456	\$1,478	\$1,499
6077	Impl Sup Ret — Cast Met FPD	\$1,456	\$1,478	\$1,499				\$1,456	\$1,478	\$1,499
6080	Impl Maint and Cleaning	\$194	\$265	\$336				\$194	\$265	\$336
6092	Re-cement Impl Abut Crown	\$96	\$200	\$473				\$96	\$200	\$473
6093	Re-cement Impl Sup FPD	\$200	\$200	\$200				\$200	\$200	\$200
6190	X-ray/Surg Impl	\$500	\$500	\$500	\$500	\$500	\$500			
6210	Pontic — Cast — Hi Noble	\$1,091	\$1,205	\$1,331	\$985	\$985	\$985	\$1,182	\$1,253	\$1,337
6211	Pontic — Cast — Base Metal	\$1,202	\$1,237	\$1,270				\$1,202	\$1,237	\$1,270
6212	Pontic — Cast — Noble Metal	\$1,185	\$1,205	\$1,343				\$1,185	\$1,205	\$1,343
6240	Pontic — Porc — Hi Noble	\$1,115	\$1,205	\$1,331	\$1,055	\$1,055	\$1,055	\$1,178	\$1,253	\$1,337
6241	Pontic — Porc — Base Metal	\$597	\$1,203	\$1,270	\$1,055	\$1,055	\$1,055	\$563	\$1,205	\$1,270



Code	Procedure	Washington			Washington – Seattle			Washington – Outstate		
		Low	Median	High	Low	Median	High	Low	Median	High
6242	Pontic — Porc — Noble	\$1,117	\$1,220	\$1,395	\$1,055	\$1,055	\$1,055	\$1,178	\$1,235	\$1,404
6245	Pontic — All Porc	\$1,062	\$1,231	\$1,356	\$1,081	\$1,183	\$1,285	\$1,091	\$1,231	\$1,367
6250	Pontic — Resin — Hi Noble	\$1,212	\$1,254	\$1,296				\$1,212	\$1,254	\$1,296
6251	Pontic — Resin — Base Metal	\$715	\$931	\$1,147				\$715	\$931	\$1,147
6253	Prov Pontic	\$160	\$275	\$643	\$100	\$100	\$100	\$232	\$300	\$682
6545	Ret — Cast Metal	\$451	\$605	\$1,071	\$600	\$600	\$600	\$431	\$609	\$1,137
6548	Ret — Porc	\$567	\$605	\$1,098	\$600	\$600	\$600	\$564	\$609	\$1,167
6740	Crown — All Porc	\$1,065	\$1,275	\$1,388	\$1,089	\$1,223	\$1,357	\$1,133	\$1,275	\$1,376
6750	Crown — Proc — Hi Noble	\$1,087	\$1,228	\$1,322	\$1,055	\$1,055	\$1,055	\$1,142	\$1,250	\$1,338
6751	Crown — Porc — Base Metal	\$1,219	\$1,260	\$1,270				\$1,219	\$1,260	\$1,270
6752	Crown Porc — Noble	\$1,133	\$1,250	\$1,368	\$1,055	\$1,055	\$1,055	\$1,195	\$1,268	\$1,384
6790	Full Gold Crown	\$1,151	\$1,293	\$1,412	\$1,025	\$1,025	\$1,025	\$1,232	\$1,300	\$1,419
6920	Connector Bar	\$94	\$94	\$94				\$94	\$94	\$94
6930	Re-cement Bridge	\$92	\$126	\$210	\$107	\$125	\$143	\$92	\$126	\$222
6940	Stress Breaker	\$260	\$328	\$395				\$260	\$328	\$395
6950	Precision Attach	\$289	\$431	\$573				\$289	\$431	\$573
6980	FPD Repair	\$225	\$285	\$337	\$250	\$250	\$250	\$231	\$293	\$343
7111	Ext Coron Rem — Decid	\$103	\$120	\$132	\$100	\$100	\$100	\$110	\$121	\$133
7140	Extraction	\$143	\$184	\$200	\$191	\$194	\$197	\$141	\$179	\$201
7210	Surgical Ext	\$232	\$290	\$328	\$299	\$302	\$304	\$230	\$286	\$331
7220	Soft Tissue Imp	\$290	\$326	\$376	\$300	\$300	\$300	\$292	\$328	\$377
7230	Partial Bony Imp	\$286	\$377	\$429	\$340	\$340	\$340	\$285	\$386	\$429
7240	Complete Bony Imp	\$393	\$441	\$495	\$420	\$420	\$420	\$393	\$443	\$498
7250	Surg Ext — Residual Roots	\$145	\$290	\$378	\$330	\$330	\$330	\$137	\$279	\$389
7270	Tooth Reimplant	\$228	\$380	\$531				\$228	\$380	\$531
7280	Surg Access Unerrupted tooth	\$237	\$350	\$497	\$350	\$350	\$350	\$227	\$375	\$505
7285	Biopsy — Hard Tissue	\$304	\$304	\$304				\$304	\$304	\$304
7286	Biopsy — Soft Tissue	\$216	\$246	\$290	\$225	\$225	\$225	\$214	\$267	\$292
7288	Brush Biopsy	\$50	\$50	\$50				\$50	\$50	\$50
7310	Alveolo w/Exts 4+	\$225	\$348	\$426	\$200	\$200	\$200	\$278	\$375	\$433

Code	Procedure	Washington			Washington – Seattle			Washington – Outstate		
		Low	Median	High	Low	Median	High	Low	Median	High
7311	Alveolo w/Exts 1 – 3	\$232	\$287	\$416				\$232	\$287	\$416
7320	Alveolo w/out 4+	\$390	\$450	\$508	\$350	\$350	\$350	\$450	\$478	\$509
7321	Alveolo w/out 1 – 3	\$316	\$385	\$466				\$316	\$385	\$466
7410	Excision — Benign Lesion	\$241	\$267	\$383	\$250	\$250	\$250	\$245	\$316	\$386
7510	Incision and Drain	\$171	\$198	\$243	\$203	\$224	\$245	\$165	\$184	\$231
7530	Removal Foreign Body	\$385	\$385	\$385				\$385	\$385	\$385
7880	Occ Orthotic	\$221	\$683	\$826				\$221	\$683	\$826
7960	Frenulectomy	\$274	\$442	\$540	\$350	\$350	\$350	\$255	\$450	\$541
8040	Limited Ortho — Adult	\$1,933	\$4,080	\$4,745	\$3,000	\$3,000	\$3,000	\$2,071	\$4,280	\$4,794
8080	Comp Ortho — Adolescent	\$4,810	\$5,175	\$5,801	\$4,750	\$4,750	\$4,750	\$5,040	\$5,400	\$5,858
8090	Comp Ortho — Adult	\$4,450	\$4,950	\$5,903	\$4,750	\$4,750	\$4,750	\$4,450	\$5,375	\$5,915
8210	Removable Therapy	\$224	\$519	\$813	\$150	\$150	\$150	\$887	\$887	\$887
8220	Fixed Therapy	\$360	\$400	\$835	\$350	\$350	\$350	\$454	\$672	\$890
8680	Ortho Retention	\$107	\$150	\$518	\$500	\$500	\$500	\$101	\$145	\$416
8692	Replace Retainer	\$102	\$120	\$195	\$150	\$150	\$150	\$102	\$113	\$194
8693	Re-cement Fixed Ret	\$56	\$135	\$231				\$56	\$135	\$231
9110	Palliative Tx	\$111	\$145	\$194	\$195	\$197	\$198	\$109	\$138	\$186
9120	Bridge Resection	\$43	\$139	\$205	\$50	\$108	\$166	\$66	\$139	\$216
9215	Local Anesthesia	\$23	\$35	\$47	\$20	\$20	\$20	\$50	\$50	\$50
9230	N20	\$47	\$67	\$86	\$82	\$88	\$94	\$46	\$58	\$79
9248	Conscious Sedation	\$159	\$254	\$296				\$159	\$254	\$296
9310	Consult									
9440	After Hours Visit	\$120	\$150	\$300	\$150	\$150	\$150	\$115	\$184	\$312
9910	Application of Desensitizing Meds	\$43	\$50	\$70	\$45	\$45	\$45	\$44	\$58	\$71
9911	Desensitizing — Root Surf	\$39	\$50	\$54				\$39	\$50	\$54
9940	Occ Guard	\$375	\$493	\$655	\$366	\$370	\$374	\$438	\$500	\$669
9941	Athletic Guard	\$117	\$187	\$262	\$100	\$100	\$100	\$145	\$212	\$265
9951	Occ Adj — Limited	\$55	\$106	\$234	\$63	\$75	\$87	\$51	\$140	\$275
9952	Occ Adj — Complete	\$250	\$468	\$616	\$350	\$350	\$350	\$244	\$550	\$620
9970	MicroAbrasion	\$155	\$176	\$197	\$150	\$150	\$150	\$202	\$202	\$202

Code	Procedure	Washington			Washington – Seattle			Washington – Outstate		
		Low	Median	High	Low	Median	High	Low	Median	High
9971	Odonto 1 – 2 Teeth	\$17	\$55	\$63	\$55	\$55	\$55	\$13	\$36	\$59
9972	Ext Bleaching per Arch – In Office	\$330	\$495	\$635	\$250	\$250	\$250	\$463	\$523	\$649
9975	External Bleaching-per Arch – Custom Trays/ Materials – Home	\$108	\$138	\$341	\$125	\$125	\$125	\$106	\$150	\$346
9999	Home Bleaching Kit	\$40	\$75	\$338	\$125	\$125	\$125	\$36	\$69	\$359

## Washington wages

	Median annual salary	25th percentile	50th percentile	75th percentile	90th percentile
<b>Hygienist assistant</b>					
1 year or less experience	\$27,040	\$12.75	\$13.00	\$13.63	\$14.75
2 – 5 years experience	\$30,160	\$14.00	\$14.50	\$15.75	\$17.10
5 – 10 years experience	\$34,320	\$16.25	\$16.50	\$16.75	\$16.90
10+ years experience	\$38,480	\$17.25	\$18.50	\$27.75	\$33.30
<b>Dental assistant</b>					
1 year or less experience	\$31,200	\$14.50	\$15.00	\$16.00	\$16.20
2 – 5 years experience	\$36,920	\$17.00	\$17.75	\$20.00	\$22.03
5 – 10 years experience	\$39,780	\$18.25	\$19.13	\$20.00	\$22.88
10+ years experience	\$47,840	\$22.56	\$23.00	\$25.00	\$25.45
<b>Registered dental hygienist</b>					
1 year or less experience	\$83,200	\$40.00	\$40.00	\$42.00	\$43.20
2 – 5 years experience	\$89,440	\$42.13	\$43.00	\$44.00	\$45.00
5 – 10 years experience	\$93,600	\$43.25	\$45.00	\$46.00	\$48.20
10+ years experience	\$94,640	\$44.25	\$45.50	\$49.38	\$50.70
<b>Front desk staff</b>					
1 year or less experience	\$31,200	\$14.50	\$15.00	\$18.00	\$18.60
2 – 5 years experience	\$37,440	\$16.50	\$18.00	\$20.50	\$22.75
5 – 10 years experience	\$47,320	\$21.00	\$22.75	\$23.00	\$23.40
10+ years experience	\$52,000	\$23.50	\$25.00	\$25.00	\$25.00

	Median annual salary	25th percentile	50th percentile	75th percentile	90th percentile
<b>Insurance coordinator</b>					
1 year or less experience	\$37,440	\$17.75	\$18.00	\$19.19	\$21.33
2 – 5 years experience	\$41,600	\$20.00	\$20.00	\$22.06	\$22.88
5 – 10 years experience	\$47,840	\$22.75	\$23.00	\$24.00	\$24.60
10+ years experience	\$49,920	\$23.00	\$24.00	\$25.00	\$26.20
<b>Treatment/financial coordinator</b>					
1 year or less experience	\$38,480	\$17.50	\$18.50	\$19.94	\$21.63
2 – 5 years experience	\$42,640	\$19.50	\$20.50	\$21.44	\$22.23
5 – 10 years experience	\$46,540	\$21.50	\$22.38	\$23.31	\$24.33
10+ years experience	\$48,620	\$22.56	\$23.38	\$24.75	\$26.10
<b>Office manager</b>					
1 year or less experience	\$47,320	\$21.38	\$22.75	\$23.38	\$23.75
2 – 5 years experience	\$52,780	\$22.56	\$25.38	\$29.13	\$31.15
5 – 10 years experience	\$50,960	\$23.69	\$24.50	\$26.25	\$28.50
10+ years experience	\$54,080	\$25.00	\$26.00	\$30.00	\$31.50

Percentile breakouts represent hourly wage rates. The median annual salary was calculated by taking the 50th percentile wage rate multiplied by 2080 hours.



[CLAconnect.com/disclaimer](https://CLAconnect.com/disclaimer)

WEALTH ADVISORY | OUTSOURCING | AUDIT, TAX, AND CONSULTING

Investment advisory services are offered through CliftonLarsonAllen Wealth Advisors, LLC, an SEC-registered investment advisor. ©2019 CliftonLarsonAllen LLP

