



Intacct Webinar

Utilizing Models and Scenarios in SIBP

October 26, 2021

WEALTH ADVISORY | OUTSOURCING | AUDIT, TAX, AND CONSULTING

Investment advisory services are offered through CliftonLarsonAllen Wealth Advisors, LLC, an SEC-registered investment advisor

Disclaimer

The information contained herein is general in nature and is not intended, and should not be construed, as legal, accounting, or tax advice or opinion provided by CliftonLarsonAllen LLP to the user. The user also is cautioned that this material may not be applicable to, or suitable for, the user's specific circumstances or needs, and may require consideration of non-tax and other tax factors if any action is to be contemplated. The user should contact his or her CliftonLarsonAllen LLP or other tax professional prior to taking any action based upon this information. CliftonLarsonAllen LLP assumes no obligation to inform the user of any changes in tax laws or other factors that could affect the information contained herein.



Learning Objectives

- Identify how to set up scenarios in SIBP
- Indicate how to create models to determine your budget lines
- Recognize how to merge scenarios and models into your operating budget





What are Models in SIBP?

WEALTH ADVISORY | OUTSOURCING
AUDIT, TAX, AND CONSULTING

Investment advisory services are offered through CliftonLarsonAllen
Wealth Advisors, LLC, an SEC-registered investment advisor

Model



Extends your budgeting



Consists of Assumptions & Model Lines



Can be referenced throughout SIBP





Assumptions

WEALTH ADVISORY | OUTSOURCING
AUDIT, TAX, AND CONSULTING

Investment advisory services are offered through CliftonLarsonAllen
Wealth Advisors, LLC, an SEC-registered investment advisor

What are Assumptions?

- User defined Values
- Used in Formulas
- Referenced in Budget Lines

Convention > Conference Fees


Conference Fees

 Add to dashboard



✓ FIXED ASSUMPTIONS (3)


[+ Add Assumption](#)

Name	Avg Travel Cost	Value	250	USD	▼	Average travel cost per person	  
Name	AVG Hotel Cost	Value	150	USD	▼	Average hotel cost per person	  
Name	AVG Registration	Value	250	USD	▼	Average Registration Fees	  



Using Assumptions

Budget Lines

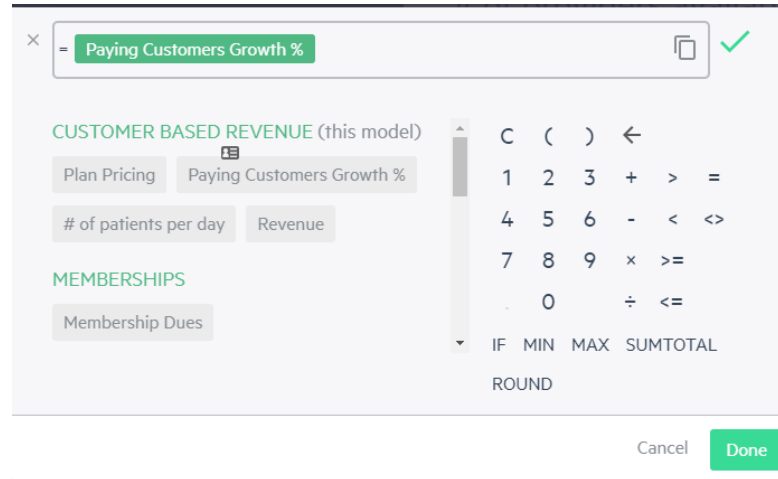
- Clicking , enables referencing assumptions

Salary & Wages

- Used with Employee Assumptions

Model Lines

- Used in a model lines as variables in calculations



The screenshot shows a formula editor interface. At the top, a text box contains the formula $=$ **Paying Customers Growth %**. Below this is a dropdown menu with the following categories and items:

- CUSTOMER BASED REVENUE (this model)**
 - Plan Pricing
 - Paying Customers Growth %** (highlighted)
 - # of patients per day
 - Revenue
- MEMBERSHIPS**
 - Membership Dues

At the bottom of the dropdown menu are the following options: IF, MIN, MAX, SUMTOTAL, and ROUND. At the bottom of the editor are "Cancel" and "Done" buttons.



Demo Assumptions





Model Line

WEALTH ADVISORY | OUTSOURCING
AUDIT, TAX, AND CONSULTING

Investment advisory services are offered through CliftonLarsonAllen
Wealth Advisors, LLC, an SEC-registered investment advisor





Model Line

- A user defined calculation.
- Model lines can use assumptions and other model lines
- Reference Actuals or other budget lines
- Can pull headcount from Salary & Wages Group

MODEL LINE

+ Add Model Line

Show Comments ▼ Monthly ▼

	JAN 2021	FEB 2021	MAR 2021	APR 2021	MAY 2021	JUN 2021	JUL 2021	AUG 2021	TOTAL
# of paying members    	35	37	39	42	44	47	50	53	66
Ted May: Enter the first monthly amount, if your paying customers model is more seasonality based, please change the model type to "Various amounts" and type in the #.									
Revenue	\$1,750	\$1,855	\$1,966	\$2,084	\$2,209	\$2,342	\$2,482	\$2,631	\$29,522



Model Line

Membership based Revenue > Model line

Model line

Model Type Same amount/formula each mo... Amount # f

Period Value Sum

Date Range 01/2021 12/2021

DIMENSIONS

Department +

Fund Shoreline +

Project or Gra... +

Vendor

Category

Design B ✓ ● ● ● ● ●

Add to budget ⓘ

Comments +

Cancel Undo Changes Save Now

- Multiple Model Types
- Works with Dimensions
- Use Design to add emphasis to a model line
- Can reference assumptions and other model lines
- Can create or replace a budget line



Demo Model Line





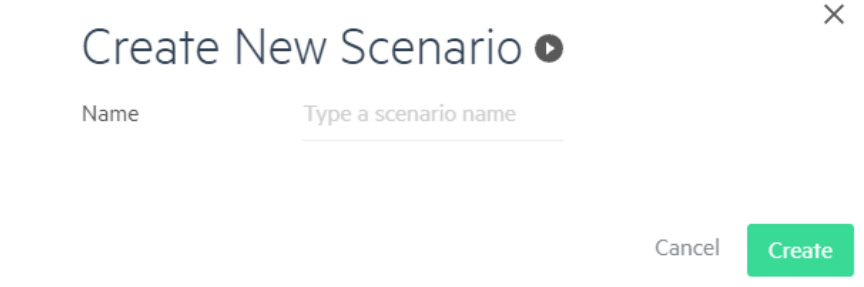
What are Scenarios?

WEALTH ADVISORY | OUTSOURCING
AUDIT, TAX, AND CONSULTING

Investment advisory services are offered through CliftonLarsonAllen
Wealth Advisors, LLC, an SEC-registered investment advisor

What are Scenarios?

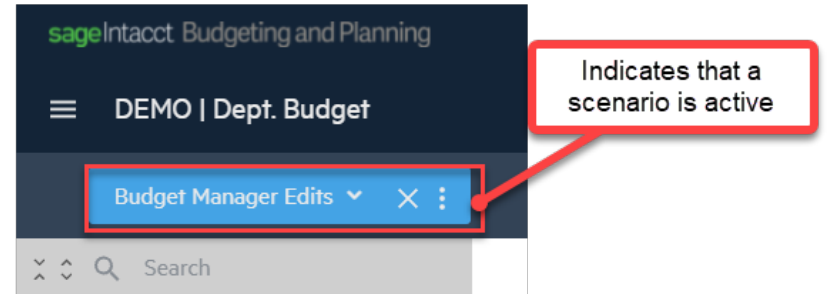
- Test changes to budgets and models, without changing the budget itself
- Share scenarios with budget managers to review budget proposals before merging into working budget



Create New Scenario ✕

Name

Cancel Create



sageIntacct Budgeting and Planning

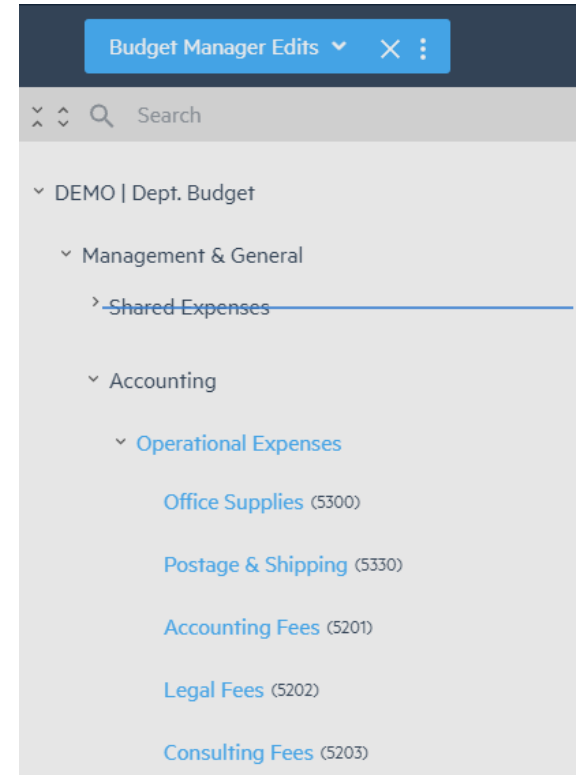
DEMO | Dept. Budget

Budget Manager Edits ✕ ⋮

Indicates that a scenario is active

Scenarios as budget control

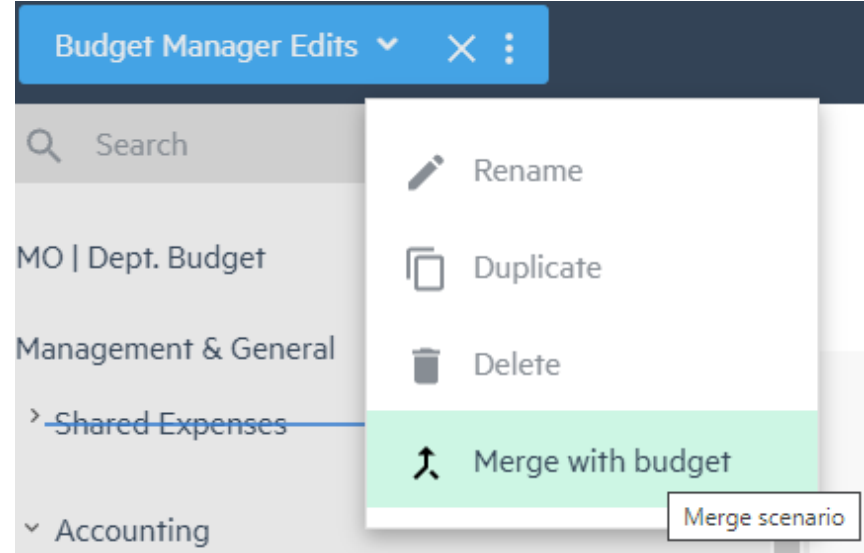
- Scenarios do not impact the working budget until merged
- Changes are highlighted in blue font
- Works with Models & History



Scenarios

Merging a Scenario

- Easy to merge Scenario into working budget
- Snapshot of your budget prior to merge is taken
- Use in conjunction with the History tab for version Control



Demo Scenario






Tips & Tricks

WEALTH ADVISORY | OUTSOURCING
AUDIT, TAX, AND CONSULTING

Investment advisory services are offered through CliftonLarsonAllen
Wealth Advisors, LLC, an SEC-registered investment advisor

Tips & Tricks

- You can import Models from Excel Workbooks.
- Where ever you see the symbol for the formula editor (), simply press the equals key (=) in the Value field to display the formula editor
- Use Copy and Paste formulas between model lines



Tips & Tricks

- Use functions in the formula editor just like in MS Excel
 - **IF** returns a specified value only if a single exact condition has been met.
 - The syntax is “=IF(condition, {value_if_true}, {value_if_false})”.
 - **MIN** calculates the *minimum* value of a range of cells.
 - The syntax is “=MIN(number1, [number2], ...)”.
 - **MAX** calculates the *maximum* value of a range of cells.
 - The syntax is “=MAX(number1, [number2], ...)”.
 - **SUMTOTAL** sums together the *total amounts* of a range of cells for a defined budget period.
 - The syntax is “=SUMTOTAL(Model line variable,[number1],[number2], ...)”
 - **SUM** adds up, or sums together, a range of cells at the month level.
 - The syntax is “=SUM(number1,[number2],...)”.
 - **ROUND** rounds a single number to the nearest specified value, usually to a whole number.
 - The syntax is “=ROUND(number,num_digits)”.





Intacct Resources

WEALTH ADVISORY | OUTSOURCING
AUDIT, TAX, AND CONSULTING

Investment advisory services are offered through CliftonLarsonAllen
Wealth Advisors, LLC, an SEC-registered investment advisor

Get the Training you need...

- Intacct Learning Center Training and Release Notes
- View and Subscribe to our CLA Intacct Blog
- Continue to join our monthly Intacct Webinars

<https://blogs.claconnect.com/intacct/>



Top 3 Sage Intacct Financial Report Writing Tips and Tricks

March 3, 2018 | by Kathy Jastrzebski

As with anything in life, expertise comes with experience. That's why we're here to bring you the top 3 tips to transform you into a Sage Intacct reporting ninja. In this post you'll learn how to troubleshoot reports, build account groups like a rockstar, and format reports that shine so why not read on?

Thank you!



CLAconnect.com



WEALTH ADVISORY | OUTSOURCING | AUDIT, TAX, AND CONSULTING

Investment advisory services are offered through CliftonLarsonAllen Wealth Advisors, LLC, an SEC-registered investment advisor