



The Benefits of a Cloud-Based Accounting System for Nonprofits

Investment advisory services are offered through CliftonLarsonAllen Wealth Advisors, LLC, an SEC-registered investment advisor. | ©2016 CliftonLarsonAllen LLP



Housekeeping

- If you are experiencing technical difficulties, please dial:
800-422-3623.
- **Q&A session will be held at the end of the presentation.**
 - Your questions can be submitted via the **Questions Function at any time during the presentation.**
- The **PowerPoint presentation**, as well as the **webinar recording**, will be sent to you within the next 10 business days.
- For future webinar invitations, subscribe at CLAconnect.com/subscribe.
- Please complete our online survey.



About CliftonLarsonAllen

- A professional services firm with three distinct business lines
 - Wealth Advisory
 - Outsourcing
 - Audit, Tax, and Consulting
- More than 4,500 employees
- Offices coast to coast
- Over 60 years of experience, serving more than 6,000 nonprofit clients



Investment advisory services are offered through CliftonLarsonAllen Wealth Advisors, LLC.



WEALTH ADVISORY | OUTSOURCING | AUDIT, TAX, AND CONSULTING



Speaker Introductions

- **Abe Mathew**

Principal, Intacct Services

- 10+ years of public accounting experience
- Specializes in cloud (web-based) software applications
- With a comprehensive knowledge of cloud financial applications, Abe helps clients design solutions to help solve financial systems and business process issues



Agenda

- Introductions
- About Intacct
- Benefits of Cloud
- Dimensions
- Product overview of Intacct



Growth Companies Rely on Intacct

CliftonLarsonAllen
Premier Partner

AICPA® Preferred Provider

Software



10,500+ Companies

Real
Value

35,000+
Business
Entities

95%
Customer
Satisfaction


Healthcare



Prof. Services



Consumer



Non-Profit



Other



Hospitality



WEALTH ADVISORY | OUTSOURCING | AUDIT, TAX, AND CONSULTING



The CLA Intacct Practice

- Intacct Premier Partner
- Intacct's Partner of the Year – 2008, 2012 & 2013
- Intacct's President's Club – 2008-Present
- Intacct Partner since 2001
- Resource to all Intacct Clients & Partners
- Over 400 Intacct implementations
- Support over 1,200 users & 400 entities



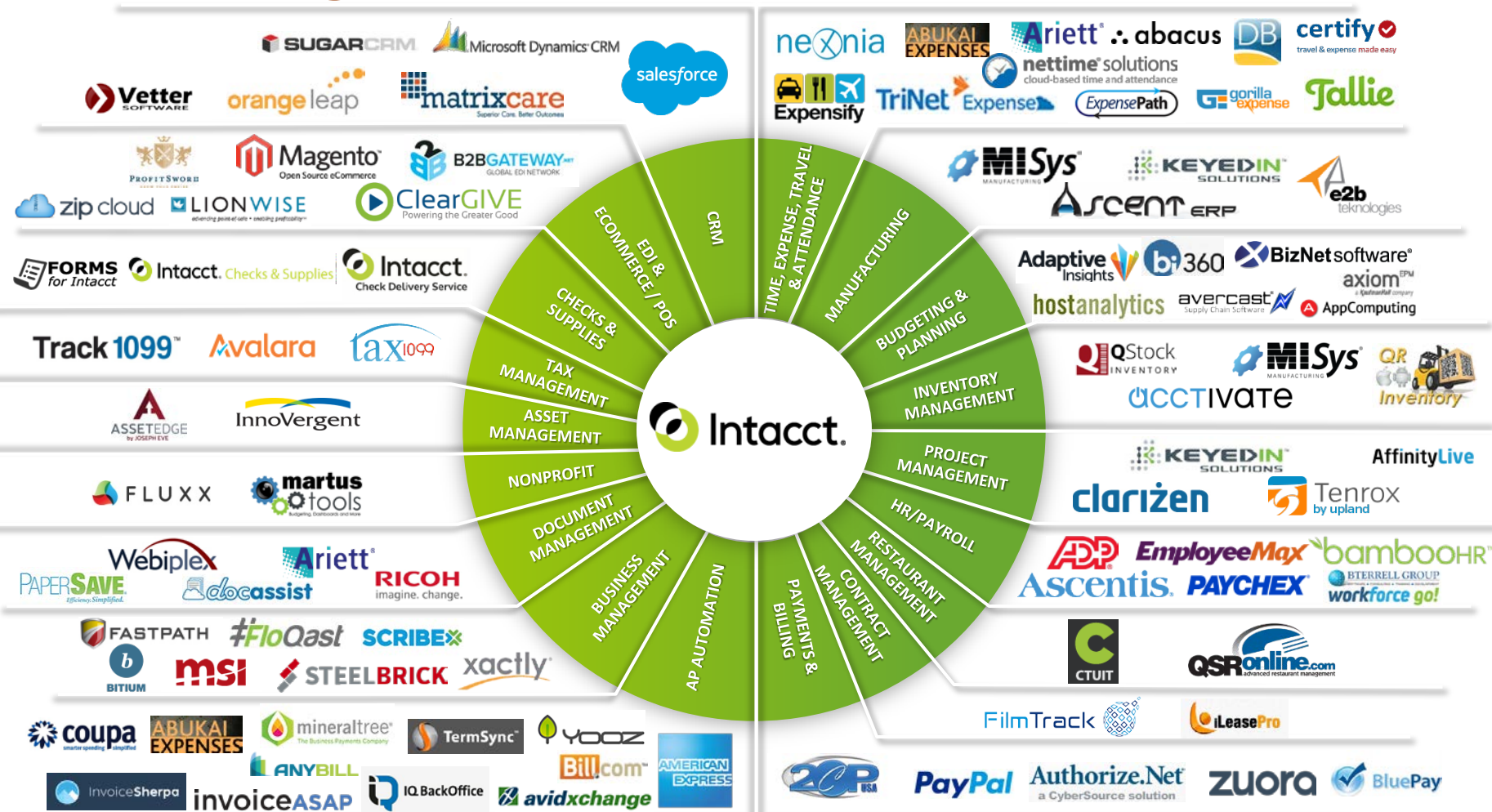
Security, Infrastructure, & Operations

Cloud Vendors Have Superior Operating Capabilities

- Savvis Data Center - possible because costs are spread across thousands of organizations
 - Fortune 100 class data center (30 of Fortune 100)
 - Encryption & hardened systems
 - 24x7x365 operations on three continents
 - Continuous backups
 - Redundant hardware and networking
 - SunGard disaster recovery
 - SSAE 16 audits, PCI certifications, etc
 - 99.998% 12 month availability average
- Automatic quarterly upgrades



Partnering for Success



150+ partners

75% of our customers integrate with 2+ partners



WEALTH ADVISORY | OUTSOURCING | AUDIT, TAX, AND CONSULTING



World-Class Financial Management Solution

General ledger
Accounts payable
Accounts receivable
Cash management
Budgeting
Revenue management*
Global consolidations*
Multi-currency management*
Multi-entity accounting*

Purchasing management
Inventory management*

Intacct platform: Integrate,
customize, extend
CSV file up and download
XML / API web services*
Development sandbox*



Order management
Integration with Salesforce CRM
Project accounting*
Fund accounting
Automated sales tax*

Time management
Expense management

Multi-dimensional reporting
Business analytics
Role-based dashboards
Budgeting and planning

**Award-winning
system**

- Deep functionality spanning all your department needs
- Access anywhere, anytime on any device
- 12+ years and 450 person-years of technology development

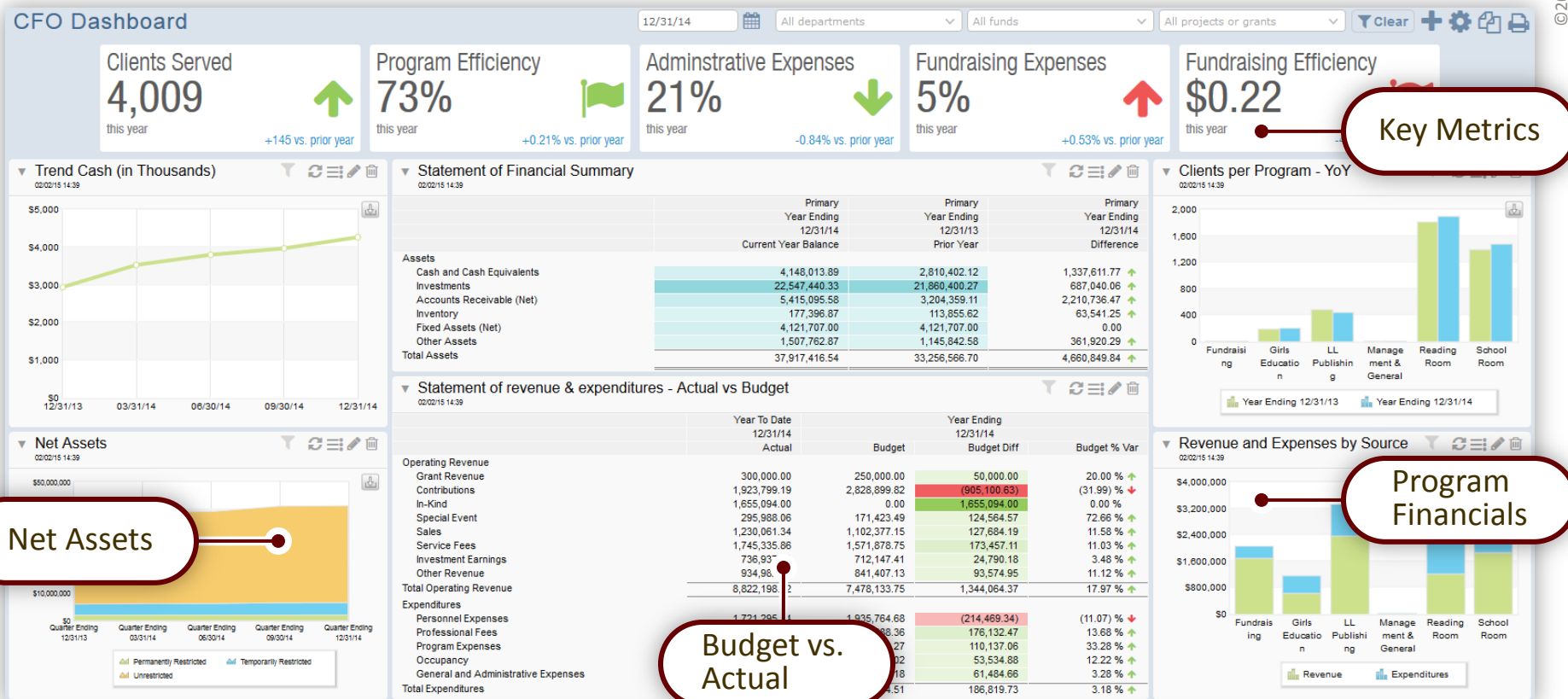
* Optional Modules



WEALTH ADVISORY | OUTSOURCING | AUDIT, TAX, AND CONSULTING



Managing What's Important to Your Organization



Visibility Across Infinite Dimensions

Only Intacct offers multi-dimensional, data-rich insights

Revenue
by Fund

Cloud for Nonprofits									
Statement of Activities									
	Fund 100 Year Ending 12/31/2011		Fund 200 Year Ending 12/31/2011		Fund 300 Year Ending 12/31/2011		All Funds Year Ending 12/31/2011		
	Actual	Budget	Actual	Budget	Actual	Budget	Actual	Budget	
Operating Revenue	165,000.00	160,000.00	273,000.00	24,000.00	140,000.00	0.00	586,000.00	192,000.00	
▶ Grant Revenue	2,700.00	2,820.00	0.00	0.00	0.00	0.00	2,700.00	2,820.00	
▶ Trust Revenue	3,200.00	0.00	0.00	0.00	0.00	0.00	3,200.00	0.00	
▶ Endowment Revenue	25,000.00	0.00	0.00	0.00	0.00	3,000.00	25,000.00	3,000.00	
▶ Program Revenue	0.00	0.00	0.00	3,600.00	0.00	0.00	0.00	3,600.00	
▶ Investment Income	0.00	4,200.00	20,000.00	0.00	50,000.00	14,400.00	70,000.00	18,600.00	
▶ Contributions	0.00	6,000.00	0.00	0.00	0.00	0.00	0.00	6,000.00	
▶ Member Fees	5,000.00	14,400.00	0.00	0.00	0.00	0.00	5,000.00	14,400.00	
▶ Revenue - Sales	0.00	15,500.00	0.00	12,600.00	0.00	0.00	0.00	28,100.00	
▶ Revenue - Other									

Expenditures
by Fund

Cloud for Nonprofits									
Expenditures By Fund									
	Fund 100 Year Ending 12/31/2011		Fund 200 Year Ending 12/31/2011		Fund 300 Year Ending 12/31/2011		All Funds Year Ending 12/31/2011		
	Actual	Budget	Actual	Budget	Actual	Budget	Actual	Budget	
Expenditures	0.00	21,600.00	0.00	18,000.00	0.00	0.00	0.00	39,600.00	
▶ Direct	85,000.00	8,400.00	0.00	6,000.00	0.00	0.00	85,000.00	14,400.00	
▶ Salary and Wages	0.00	3,600.00	17,000.00	14,400.00	0.00	0.00	17,000.00	18,000.00	
▶ PR Benefits	0.00	6,000.00	0.00	0.00	0.00	0.00	0.00	6,000.00	
▶ PR Taxes	8,975.00	14,400.00	9,825.00	19,200.00	0.00	0.00	18,800.00	33,600.00	
▶ Occupancy	0.00	9,600.00	0.00	4,800.00	0.00	0.00	0.00	14,400.00	
▶ Professional Fees									
▶ General and Administrative Expenses	7,900.00	9,600.00	0.00	10,800.00	0.00	0.00	7,900.00	20,400.00	
▶ Conferences, Conventions and Meetings	0.00	4,800.00	0.00	3,600.00	0.00	0.00	0.00	8,400.00	
▶ In-Country Program Expenses	1,500.00	6,000.00	0.00	4,800.00	0.00	0.00	1,500.00	10,800.00	
▶ Depreciation Expense									
▶ Interest Expense									
▶ Miscellaneous Ex									
▶ Other Expenses									
▶ Printing & Publici									
▶ Postage & Delive									
▶ Repairs and Main									
▶ Telephone Expe									
Total General and Adm									
Total Expenditures									

Cash Flow

Cloud for Nonprofits				
Cash Balance				
	Fund 100 Month Ending 08/31/2013	Fund 200 Month Ending 08/31/2013	Fund 300 Month Ending 08/31/2013	All Funds Month Ending 08/31/2013
Cash and Cash Equivalents	168,253.07	118,268.75	92,865.25	379,387.07
Wells Fargo Checking	2,120.00	0.00	0.00	2,120.00
Wells Fargo Checking - Undeposited Funds	187,150.00	10,000.00	0.00	197,150.00
Cash Reserve Account	(3,000.00)	0.00	0.00	(3,000.00)
Citi Savings MMK Account				
Total Cash and Cash Equivalents	354,523.07	128,268.75	92,865.25	575,657.07

We uncover true drivers of your organization to help ensure mission success



Historical Chart of Accounts - Overview

Natural Account
6140 Printing

+

Account Segments

<u>Fund (Location)</u>	<u>Grant (Dept)</u>	<u>Program (Projects)</u>	<u>Restrictions (Class)</u>
100 General	100 Federal	PR1 FundRaising	Unrestricted
200 School	200 State	PR2 Mgmt&Gen	
300 Facilities	300 Local	PR3 Education	
400 Cap Assets	400 Corp		
500 Debt			
FAS 117	FAS 116	Form 990 Part IX	FAS 117

=

5 Funds + 4 Grants + 3 Programs + 1 Restriction

**60 Account Code
Combinations**



Acct	Fund (Loc)	Grant (Dept)	Program (Project)	Restriction (Class)	Account Title
6140	100	001	PR1	001	Printing-General-Federal-Fund Raising-Unrestricted
6140	100	001	PR2	001	Printing -General -Federal- Management- Unrestricted
6140	100	001	PR3	001	Printing -General -Federal- School- Unrestricted
6140	200	001	PR1	001	Printing -School -Federal- Fund Raising- Unrestricted
6140	200	001	PR2	001	Printing -School -Federal- Management- Unrestricted
6140	200	001	PR3	001	Printing -School -Federal- School- Unrestricted
6140	300	001	PR1	001	Printing-facilities-Federal-Fund raising-Unrestricted
6140	300	001	PR2	001	Printing -Facilities -Federal- Management- Unrestricted
6140	300	001	PR3	001	Printing -Facilities -Federal- School- Unrestricted
6140	400	001	PR1	001	Printing -Capital Assets -Federal- Fund Raising- Unrestricted
6140	400	001	PR2	001	Printing -Capital Assets -Federal- Management- Unrestricted
6140	400	001	PR3	001	Printing -Capital Assets -Federal- School- Unrestricted
6140	500	001	PR1	001	Printing -Debt -Federal- Fund Raising- Unrestricted
6140	500	001	PR2	001	Printing -Debt -Federal- Management- Unrestricted
6140	500	001	PR3	001	Printing -Debt -Federal- School- Unrestricted
6140	100	002	PR1	001	Printing -General -Federal- Fund Raising- Unrestricted
6140	100	002	PR2	001	Printing -General -State- Management- Unrestricted
6140	100	002	PR3	001	Printing -General -State- School- Unrestricted
6140	200	002	PR1	001	Printing -School -State- Fund Raising- Unrestricted
6140	200	002	PR2	001	Printing -School -State- Management- Unrestricted
6140	200	002	PR3	001	Printing -School -State- School- Unrestricted
6140	300	002	PR1	001	Printing -Facilities -State- Fund Raising- Unrestricted
6140	300	002	PR2	001	Printing -Facilities -State- Management- Unrestricted
6140	300	002	PR3	001	Printing -Facilities -State- School- Unrestricted
6140	400	002	PR1	001	Printing -Capital Assets -State- Fund Raising- Unrestricted
6140	400	002	PR2	001	Printing -Capital Assets -State- Management- Unrestricted
6140	400	002	PR3	001	Printing -Capital Assets -State- School- Unrestricted

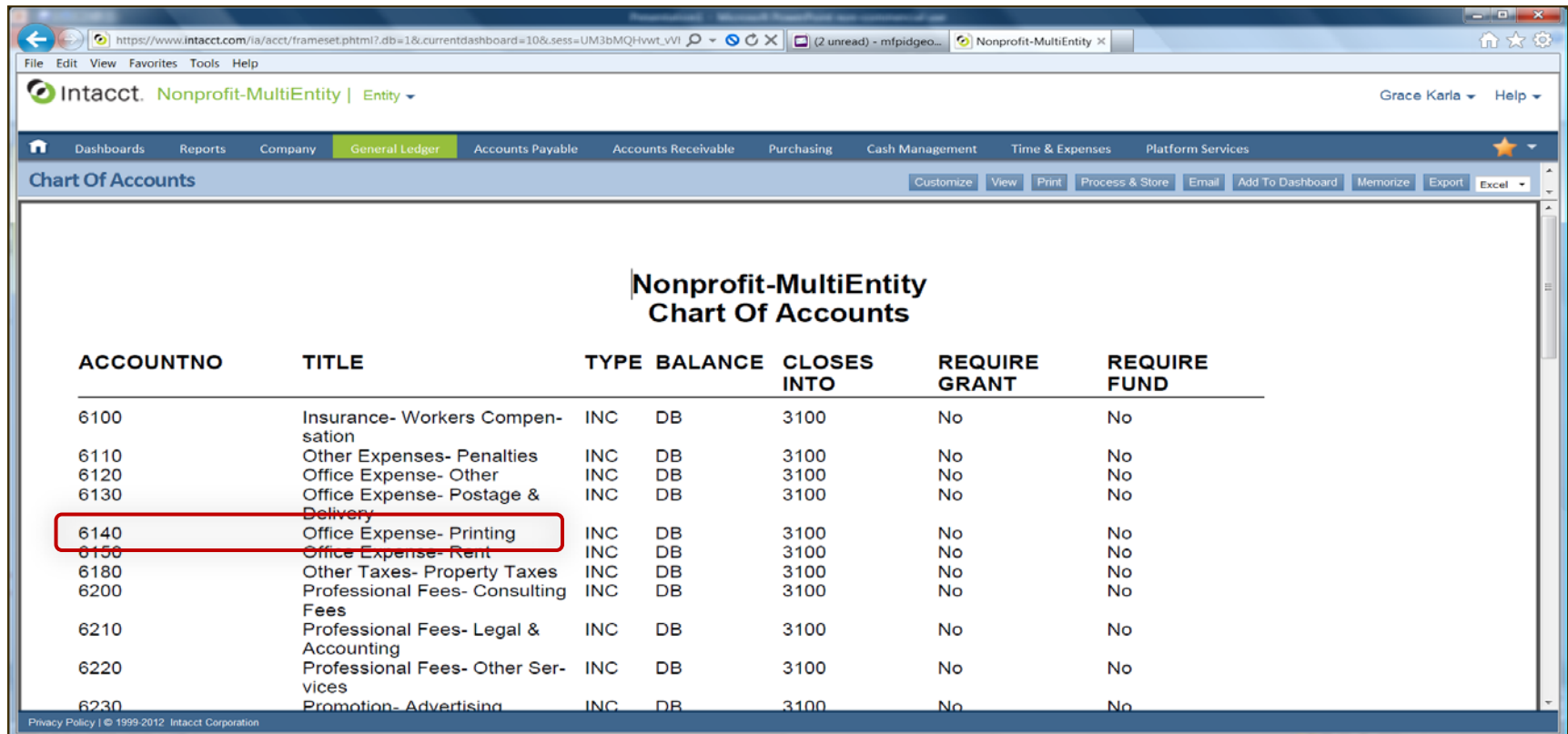


Modern GL Architecture

Simplify Your Chart of Accounts

Intacct's COA Structure

Acct	Fund (Loc)	Grant (Dept)	Program (Project)	Restriction (Class)	Account Title
6140					Printing



Nonprofit-MultiEntity
Chart Of Accounts

ACCOUNTNO	TITLE	TYPE	BALANCE	CLOSES INTO	REQUIRE GRANT	REQUIRE FUND
6100	Insurance- Workers Compensation	INC	DB	3100	No	No
6110	Other Expenses- Penalties	INC	DB	3100	No	No
6120	Office Expense- Other	INC	DB	3100	No	No
6130	Office Expense- Postage & Delivery	INC	DB	3100	No	No
6140	Office Expense- Printing	INC	DB	3100	No	No
6150	Office Expense- Rent	INC	DB	3100	No	No
6180	Other Taxes- Property Taxes	INC	DB	3100	No	No
6200	Professional Fees- Consulting Fees	INC	DB	3100	No	No
6210	Professional Fees- Legal & Accounting	INC	DB	3100	No	No
6220	Professional Fees- Other Services	INC	DB	3100	No	No
6230	Promotion- Advertising	INC	DB	3100	No	No



Dimensions vs Account Segments

Intacct Dimensions

- * Facts / Transaction values
- * Scenario
- * Time
- * Account
- * Department
- * Location / Entity
- * Item
- * Customer
- * Vendor
- * Employee
- * Class
- * Project



Dimensions vs Account Segments

Intacct Dimensions

✦ Facts / Transaction values

✦ Scenario

✦ Time

✦ Account

✦ **Grant**

✦ **Fund**

✦ Item

✦ Customer

✦ Vendor

✦ Employee

✦ **Restriction**

✦ **Program**

Configurable

Capture and report on key transactional information

Facts /Trans value: \$2,500

Scenario: Actual

Time: 01/15/2011

Accounts: Revenue, Gross Margin

Grant: Federal

Fund: 100

Customer: Cardinal Property Mgmt

Employee: Kyle Reese

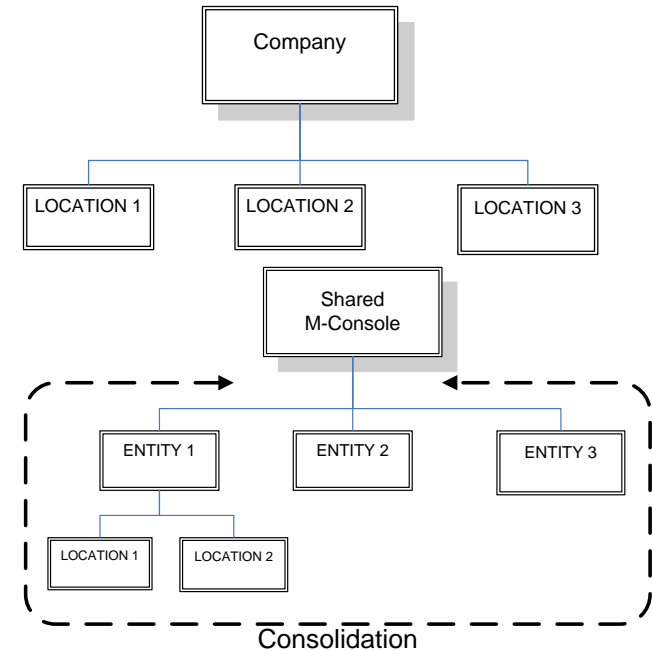
Restriction: Unrestricted

Program: Research



Multi-Entity Environment

- **Single Accounting Console**
 - One common set of data across all locations
 - Locations are created within single transactional environment
 - 1 TIN for entire company for all locations
 - No ability to manage locations independently
 - Books maybe balanced by location and/or by entire company
- **Multi-Entity Shared**
 - Shared Data
 - Chart of Accounts, Customers, Vendors etc.
 - Single Intacct Database
 - Each entity may be managed independently or from top
 - Books maybe balanced by entity or by entire company
 - Consolidations performed from top level
- **Multi-Entity Distributed**
 - Separate Databases for Intacct Entities
 - No data sharing between entities
 - Supports Multiple Base Currencies
 - Supports Multi-Currency/Multi Level Consolidations
 - Entities are managed via Management (M) Console
 - Consolidations performed separate Consolidation entity within M-Console



Manage Entities

Company ID	Company Name	Company Type	Company Status	Company Currency	Company Fiscal Year	Company Fiscal Period	Company Fiscal Period End	Company Fiscal Period Start	Company Fiscal Period End Date	Company Fiscal Period Start Date	Company Fiscal Period End Time	Company Fiscal Period Start Time	Company Fiscal Period End Date	Company Fiscal Period Start Date	Company Fiscal Period End Time	Company Fiscal Period Start Time
CONSOLE	CONSOLE	CONSOLE	Active	USD	2015	12	12/31/2015	12/31/2015	12/31/2015	12/31/2015	12/31/2015	12/31/2015	12/31/2015	12/31/2015	12/31/2015	12/31/2015
UK	UK	UK	Active	GBP	2015	12	12/31/2015	12/31/2015	12/31/2015	12/31/2015	12/31/2015	12/31/2015	12/31/2015	12/31/2015	12/31/2015	12/31/2015
FRANCE	FRANCE	FRANCE	Active	EUR	2015	12	12/31/2015	12/31/2015	12/31/2015	12/31/2015	12/31/2015	12/31/2015	12/31/2015	12/31/2015	12/31/2015	12/31/2015
GERMANY	GERMANY	GERMANY	Active	EUR	2015	12	12/31/2015	12/31/2015	12/31/2015	12/31/2015	12/31/2015	12/31/2015	12/31/2015	12/31/2015	12/31/2015	12/31/2015
AUSTRALIA	AUSTRALIA	AUSTRALIA	Active	AUD	2015	12	12/31/2015	12/31/2015	12/31/2015	12/31/2015	12/31/2015	12/31/2015	12/31/2015	12/31/2015	12/31/2015	12/31/2015
INDIA	INDIA	INDIA	Active	INR	2015	12	12/31/2015	12/31/2015	12/31/2015	12/31/2015	12/31/2015	12/31/2015	12/31/2015	12/31/2015	12/31/2015	12/31/2015
BRAZIL	BRAZIL	BRAZIL	Active	BRL	2015	12	12/31/2015	12/31/2015	12/31/2015	12/31/2015	12/31/2015	12/31/2015	12/31/2015	12/31/2015	12/31/2015	12/31/2015
CANADA	CANADA	CANADA	Active	CAD	2015	12	12/31/2015	12/31/2015	12/31/2015	12/31/2015	12/31/2015	12/31/2015	12/31/2015	12/31/2015	12/31/2015	12/31/2015
CONSOLIDATED	CONSOLIDATED	CONSOLIDATED	Active	USD	2015	12	12/31/2015	12/31/2015	12/31/2015	12/31/2015	12/31/2015	12/31/2015	12/31/2015	12/31/2015	12/31/2015	12/31/2015
LUMINARY	LUMINARY	LUMINARY	Active	USD	2015	12	12/31/2015	12/31/2015	12/31/2015	12/31/2015	12/31/2015	12/31/2015	12/31/2015	12/31/2015	12/31/2015	12/31/2015

Product Demo





Questions?

Abe Mathew

abraham.mathew@CLAconnect.com

<http://www.claconnect.com/outourcing>

Investment advisory services are offered through CliftonLarsonAllen Wealth Advisors, LLC,
an SEC-registered investment advisor. | ©2016 CliftonLarsonAllen LLP

