

2020 Sage Intacct Release Updates

Seth Pomeroy and Kristin Derby

WEALTH ADVISORY | OUTSOURCING | AUDIT, TAX, AND CONSULTING

Investment advisory services are offered through CliftonLarsonAllen Wealth Advisors, LLC, an SEC-registered investment advisor



Create Opportunities

Additional Release Updates: CLA Sage Intacct Blog

©2020 CliftonLarsonAllen LLP



What's New in Sage Intacct R3 of 2020

September 14, 2020 | by Seth Pomeroy

Subscribe to Blog 

Get tips on how to use Sage Intacct, a financial management and accounting application that fits into your business.

Please see: www.blogs.claconnect.com/intacct



Create Opportunities

Shared Cost Automation: PO Allocation Templates

Vendor Invoice Post Draft Cancel More actions

Transaction date	Date due	Item totals	Subtotals	Transaction total	Transaction status
02/18/2020	03/19/2020	1,250.00	0.00	1,250.00	--

Entries [Show defaults](#)

	Item ID *	Warehouse	Quantity *	Unit	Allocation	Price *	Extended price	
1	HP26--HP #26 Printer	Warehouse	1	Each	Even Allocation by Dej	1,250.00	1,250.00	+ -

ALLOCATION SPLITS

	Price	Base price	Location	Department	Project	Customer
1	250.00	250.00	20--Maine #20	500--Operations	--	--
2	250.00	250.00	20--Maine #20	400--Sales	--	--
3	250.00	250.00	20--Maine #20	300--Human Resources	--	--
4	250.00	250.00	20--Maine #20	200--Finance	--	--
5	250.00	250.00	20--Maine #20	100--Corp Admin	--	--
Total	1,250.00	250.00				

Use of allocation templates from a Purchasing transaction add to the A/P bill option for cost sharing, allowing more universal cost automation across the system.

Cash Management: Expedite Bank Reconciliation

Cash Management Module: Access to Match & Go

Cash Mgm.'t > Reconciliation > Bank > <Bank> (sub-tab) > Match (link) > [Match & Go to Next]

The screenshot displays the 'Cash Management' module interface. On the left, the 'Reconcile Bank Account' screen for 'Chase - Corporate--Chase Corporate' is shown. It includes a 'Statement ending date' of 04/30/2020 and a 'Last reconciled' date of 04/30/2020. Below this, it shows 'Intacct unmatched transactions' as 161 and 'Intacct unmatched' as 26. A red box highlights the 'Bank' tab under the 'Intacct' section.

On the right, the 'Match & Go' process is shown. A red circle highlights the 'Find match' button. A red arrow points from this button to the 'Match' button in the table below. The table has columns for 'Description', 'Txn type', 'State', and 'Action'. The first row shows 'Meoldy Williams' for both 'Description' and 'Txn type', with a state of 'Unmatched'. The 'Match' button is highlighted with a red box.

At the top of the 'Match & Go' screen, there are buttons for 'Previous', 'Next', 'Match', 'Match and go to next' (highlighted with a red box), 'Cancel', and 'Help'. Below the table, there are buttons for 'Apply filters' and 'Clear filters'.

Match & Go to speed your Bank Rec.

Multi-Entity: Streamline Inter-Entity Transactions

General Ledger

General Journal - Journal Entries

Transaction number
New

Book
Accrual

Journal *
GNJ--General Journal

Posting date
05/22/2020

Description *
Auto Inter-Entity Journal Entry Across Base

Reference number

Comment
Add your comment to the transaction history

Source entity
HCM01--USA Entity1

Attachment

Automatic computation of exchange rate

Transaction debit	Transaction credit	Base currency	Base debit	Base credit	Allocation
10,000.00		CAD	13,936.00	--	
	10,000.00	USD	--	10,000.00	
		--			

Entries Show defaults

	Doc	Department	Location	Account *	Txn currency	Transaction debit	Transaction credit	Base currency	Base debit	Base credit	Allocation	Memo	
1		OPT01--Operations	HHD01--CND Entity1	10300--Cash in Bank -	USD	10,000.00		CAD	13,936.00	--		Auto Inter-Entity Journal Entry	+ -
2		OPT01--Operations	HCM01--USA Entity1	10100--Cash in Bank -	USD		10,000.00	USD	--	10,000.00		Auto Inter-Entity Journal Entry	+ -

Automation and posting accuracy across base currencies, without your intervention.



Multi-Entity: Detail Display of IET Postings

★

🏠

General Ledger

Q Search

☰

General Journal - Journal Entries

Save Cancel More actions

Transaction

History

Transaction number

14

Book(s)

ACCRUAL

Description *

Auto Inter-Entity Journal Entry Across Base

Reference number

State

Posted

Journal

GNJ

Posting date *

05/22/2020

Comment

Add your comment to the transaction history

Source entity

HCM01--USA Entity1

Attachment ?

Inter-entity entries (Due to/ Due From) are visible from Interco transactions posting.

Entries

Show defaults

	Doc	Department	Location	Account *	Txn currency	Transaction debit	Transaction credit	Base currency	Base debit	Base credit	Allocation	Memo
☰	1	OPT01--Operations	HHD01--CND Entity1	10300--Cash in Bank -	USD	10,000.00		CAD	13,936.00	--		Auto Inter-Entity Journal Entry
☰	2	OPT01--Operations	HCM01--USA Entity1	10100--Cash in Bank -	USD		10,000.00	USD	--	10,000.00		Auto Inter-Entity Journal Entry
Total									13,936.00	10,000.00		

Inter entity entries

	Doc	Account	Department	Location	Txn currency	Transaction debit	Transaction credit	Base currency	Base debit	Base credit	Allocation	Memo
1	--	52500--Interco Payable	--	HHD01--CND Entity1	USD	--	10,000.00	CAD	--	13,936.00	--	Inter entity due to : HCM01
2	--	23000--Interco Receivable	--	HCM01--USA Entity1	USD	10,000.00	--	USD	10,000.00	--	--	Inter entity due from : HHD01
Total									10,000.00	13,936.00		

AP: Inline Credit Applied Across Locations or Entities

Bill

RangeCo (10015)
Vendor ID balance: 0.00 USD

Bill date 06/01/2020	Due date 06/16/2020	Bill total 0.00 USD	Amount paid 0.00 USD	Amount due 0.00 USD
-------------------------	------------------------	------------------------	-------------------------	------------------------

Entries [Show defaults](#) What can I do here? ?

	Account *	Amount *	Department	Project	Location	Billable	Memo	
1	83000--Office Supplier	100.00	DPT02--Finance & Acc	Project 1 - DPR--Proje	ENT01LOC01--Locatic	<input type="checkbox"/>	R2: In-line Credits Auto Applied	+
2	83000--Office Supplier	-100.00	DPT02--Finance & Acc	Project 1 - DPR--Proje	ENT02LOC01--Locatic	<input type="checkbox"/>	R2: In-line Credits Auto Applied	+
3						<input type="checkbox"/>		+
4						<input type="checkbox"/>		+

When line items result in a zero value bill, but reference different locations or entities, Intacct now automatically applies the inline credit.

AP: Inline Credit Applied Across Locations

Bills Register

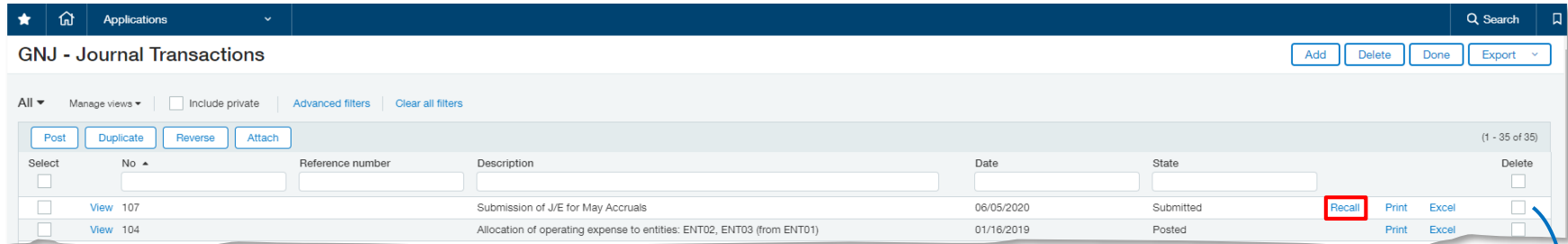
[Customize](#)
[View](#)
[Print](#)
[Process & store](#)
[Email](#)
[Add to dashboard](#)
[Memorize](#)
[Export](#)

Location	Date	Vendor	Bill#/Adjustment#	Due date	GL Account	Department	Location	Descr	Memo	Curr	Txn amount	Amount	Amount paid	Paid by/Paid to	Method	Pay date	Bank account	
ENT01--Entity 1																		
ENT01--Entity 1 : ENT01LOC01--Location 1 (ENT01)																		
	06/01/2020	10015--RangeCo	234232	06/16/2020	83000--Office Supplies	DPT02--Finance & Accounting	ENT01LOC01--Location 1 (ENT01)		R2: In-line Credits Auto Applied	USD	100.00	100.00	100.00	234232	Adjustment	06/01/2020		
Total for ENT01--Entity 1 : ENT01LOC01--Location 1 (ENT01)													100.00	100.00				
Total for ENT01--Entity 1													100.00	100.00				
ENT02--Entity 2																		
ENT02--Entity 2 : ENT02LOC01--Location 1 (ENT02)																		
	06/01/2020	10015--RangeCo	234232	06/16/2020	83000--Office Supplies	DPT02--Finance & Accounting	ENT02LOC01--Location 1 (ENT02)		R2: In-line Credits Auto Applied	USD	(100.00)	(100.00)	100.00	234232--ENT01LOC01--Location 1 (ENT01)	Applied Credit	06/01/2020		
Total for ENT02--Entity 2 : ENT02LOC01--Location 1 (ENT02)													(100.00)	(100.00)				
Total for ENT02--Entity 2													(100.00)	(100.00)				
Grand total														0.00	0.00			

Pay Bills screen, AP Ledger, or AP Aging suppress details, but you will see the zero results in the Bills Register.



GL: Simplify Approval Controls



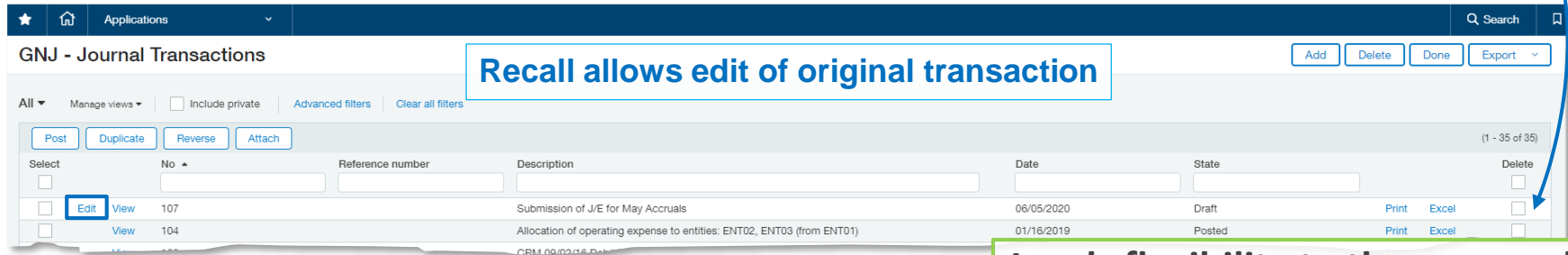
GNJ - Journal Transactions

Buttons: Add, Delete, Done, Export

Filters: All, Manage views, Include private, Advanced filters, Clear all filters

Actions: Post, Duplicate, Reverse, Attach

Select	No	Reference number	Description	Date	State	Delete
<input type="checkbox"/>						<input type="checkbox"/>
<input type="checkbox"/>	View 107		Submission of J/E for May Accruals	06/05/2020	Submitted	Recall Print Excel <input type="checkbox"/>
<input type="checkbox"/>	View 104		Allocation of operating expense to entities: ENT02, ENT03 (from ENT01)	01/16/2019	Posted	Print Excel <input type="checkbox"/>



GNJ - Journal Transactions

Buttons: Add, Delete, Done, Export

Filters: All, Manage views, Include private, Advanced filters, Clear all filters

Actions: Post, Duplicate, Reverse, Attach

Recall allows edit of original transaction

Select	No	Reference number	Description	Date	State	Delete
<input type="checkbox"/>						<input type="checkbox"/>
<input type="checkbox"/>	Edit View 107		Submission of J/E for May Accruals	06/05/2020	Draft	Print Excel <input type="checkbox"/>
<input type="checkbox"/>	View 104		Allocation of operating expense to entities: ENT02, ENT03 (from ENT01)	01/16/2019	Posted	Print Excel <input type="checkbox"/>

Lends flexibility to the approval control process by allowing users to make updates.

Reporting: Categorize Organizational Reports

★ 🏠 General Ledger ▼

Financial Report Writer As of date today 📅

Report Info	Tell us about your report
Rows	Report name <input type="text" value="1 - Balance Sheet - Actual, Detail, CY"/> <small>Identifies the report so you can find it later.</small>
Columns	<div>Report type <input type="text" value="GAAP Financials"/> ▼</div> <div>Report audience <input type="text" value="Management & Board"/> ▼</div>

Report attributes help you create a sort and audience structure outside of manually designated schemes.

Reporting: Categorize Organizational Reports

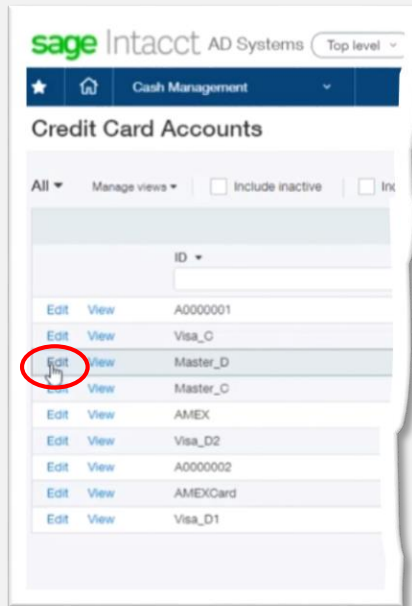
The screenshot displays the 'Reports Center' interface. At the top, there is a navigation bar with a star icon, a home icon, and a 'Reports' dropdown menu. Below this, the 'Reports Center' title is highlighted with a blue box. The interface features several tabs: 'Favorites', 'All reports' (which is selected and underlined), 'Memorized', 'Scheduled', 'My reports', and 'Custom reports'. Below the tabs, there is a search bar labeled 'Search report center' and a dropdown menu for 'All applications'. The main content area is titled 'Financial reports' and includes a link 'View stored reports' in the top right corner. A table lists two reports, with columns for 'Report type' and 'Report audience' highlighted by blue boxes. Each report row includes a star icon, a report title, the report type, the report audience, and action links for 'Edit', 'Export as', and 'More actions'.

	Report type	Report audience			
★ 1 - Balance Sheet - Actual, Detail, CY	GAAP Financials	Management & Board	Edit	Export as ▼	More actions ▼
★ 2 - Statement of Income (Loss) - Actual, Summary, CP/CY	GAAP Financials	Management & Board	Edit	Export as ▼	More actions ▼

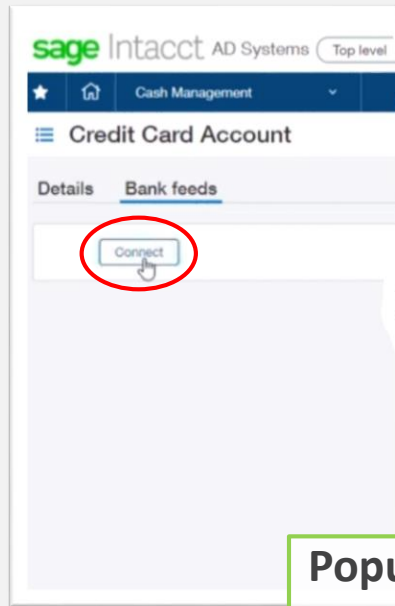
Users can more easily filter and sort for groups of reports that are of the greatest relevance to them.

CM: Expedite CC Download Using Bank Feeds

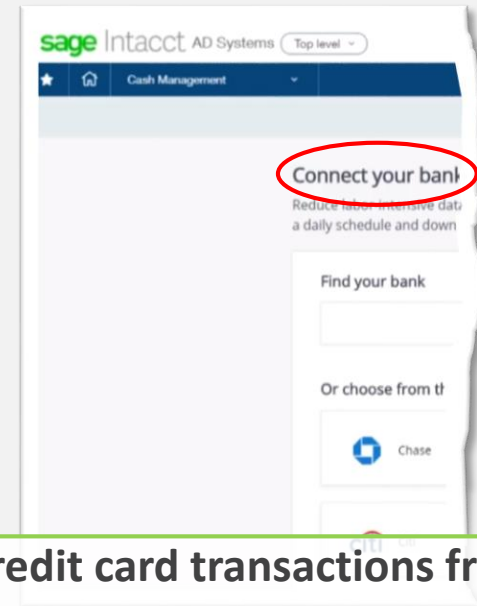
Edit Card for Bank Feed



Connect to Bank Feeds



Connect to Your Bank



Populating credit card transactions from your bank to Intacct is now possible.

CM: Expedite Credit Card Reconciliation

★

🏠

Cash Management

Q Search

📌

Reconcile Credit Card Account

Edit Save Refresh Reconcile Cancel More actions

AMEXCard

Statement ending date 05/31/2020 Last reconciled 04/30/2020 Bank feed status Connected Last bank feed date 07/13/2020 Last bank feed txn date 07/12/2020 Bank refresh status Success

Intacct unmatched transactions	Intacct unmatched amount	Bank unmatched transactions	Bank unmatched amount	Matched charges	Matched payments	Beginning balance	16,207.75	Difference	-3,408.88
6	3,408.88	0	0.00	2,078.50	2,078.50	Statement ending balance	16,207.75	Uncleared	3,408.88
						Book balance	19,616.63	Amount to reconcile	0.00

Intacct Bank

State All Transaction type Charges More filters

Match transactions

Charges: 0.00 Payments: 0.00 Selected to match: 0 Selected to unmatched: 0

Items selected: 0

	<input type="checkbox"/>	GL post date	Check# / Doc#	Payee	Description	Txn type	Pymt type	Base amount	
1	<input type="checkbox"/>	03/01/2020	--	--	--				
2	<input type="checkbox"/>	03/03/2020	--	AMEX	--				
3	<input type="checkbox"/>	03/03/2020	--	AMEX	--				

Designed for similar user experience
to Reconcile Bank Account

Reconcile your credit card accounts
according to a similar user interface.



CM: Expedite Credit Card Reconciliation

Create a Credit Card Transaction

First select the <Bank> (tab), which will navigate to bank transactions, including an option for CC Trans. (link)

Reconcile Credit Card Account

AMEXCard

Statement ending date 05/31/2020 Last reconciled 04/30/2020 Bank feed status Con

Intacct unmatched transactions	Intacct unmatched amount	Bank unmatched transactions
6	3,408.88	5

Intacct **Bank**

State Unmatched Transaction type Charges Bank amount More filters

Date	Check# / Doc#	Bank amount

Apply filters Clear filters

Description	Txn type		
Touchstone Climbing	Charges	Match	Action ▾
KFC	Charges	Match	Action ▾
Madison Bicycle Shop	Charges	Match	Action ▾
Tectra Inc	Charges	Match	Action ▾
United Airlines	Charges	Match	Action ▾

With card feeds active, post credit card transactions straight to Intacct's Cash Management ledger.

UE: Protect & Accelerate Session Actions

Enable Notifications for Timeouts

Company > My Preferences > Timeout Notifications

Preferences for External User

Session timeout

If you have unsaved work, click **Dismiss**, save your work, then sign in again if needed.

Sign-in Dismiss

Enable desktop notifications for Sage Intacct timeouts.

Inactivity timeout

Click **Stay signed in** to save any unsaved work and continue in this session, or click **Sign out** to end the session now.

Stay signed in Sign Out

Navigate to Top Level from Entity Level

Desktop > Entity Dropdown > Top Level

sage Intacct Andrell Corp Coporate

Entity name

Recently used

All entities

Top level

Coporate

ELM01--Elimination

ENT01--Thomas

ENT02--Hull

ENT03--Chilton

ENT06--Summers

Save a long journal before being timed out, and re-access the top level of your shared environment.

CRM Integration (SF): Automate Donor Posting

Journal entries



A packaged integration for NFP's, and functionality benefiting those wanting to post J/E's to Intacct from Salesforce.

CRM Integration (SF): Automate Donor Posting

Advanced CRM Integration: New Objects Sync with Salesforce		
Intacct Object	Sync Direction	Salesforce Object
General Ledger Accounts	To Salesforce	Intacct Account
Journals	To Salesforce	Intacct Journal
User Defined Dimensions	To Salesforce	Intacct User Defined Dimensions
Journal Entries	Inserts: To Intacct Updates: From Intacct	Intacct Journal Entries
Journal Entry Lines	Inserts: To Intacct Updates: From Intacct	Intacct Journal Entry Lines

A packaged integration for NFP's, and functionality benefiting those wanting to post J/E's to Intacct from Salesforce.







G/L: Post Multi-Entity, Currency Allocations



Dynamic Allocations no longer limits allocations specific to a business entity, or a single currency.


G/L: Post Multi-Entity, Currency Allocations

 General Ledger 

 Allocation Information

▼ Rationale

Allocation ID *

Corporate Overhead 


Description *

Allocation of Corp Overhead



Methodology

Allocation of Corp Costs Based on Headcount

Status

Active 

Attachments

▼ Dimension treatment

Allow allocations


☐ Within one entity

☒ Across entities


Allocation focus dimensions will be allocated; Preserve values dimensions retain their values.

Dimension overrides can be set in the Target Entry section below.


Location


Allocation focus 

Department

Preserve values 


Class

Not considered 

What can I do here? 

Employee

Now allocate across entities.



Create Opportunities

19

G/L: Post Multi-Entity, Currency Allocations

P&L Analysis

Dynamic Allocations cross entity ⇨

	Corporate Month Ending 06/30/2020			AZ Month Ending 06/30/2020			San Jose Month Ending 06/30/2020			All Locations Month Ending 06/30/2020		
	Pre-Allocation	Allocation Impact	After Allocation	Pre-Allocation	Allocation Impact	After Allocation	Pre-Allocation	Allocation Impact	After Allocation	Pre-Allocation	Allocation Impact	After Allocation
▼ Net Income or Loss												
► Revenue	0.00	0.00	0.00	75,000.00	0.00	75,000.00	500,000.00	0.00	500,000.00	575,000.00	0.00	575,000.00
▼ Expense												
Insurance- General Insurance	0.00	0.00	0.00	0.00	0.00	0.00	650.00	0.00	650.00	650.00	0.00	650.00
Executive Personnel	100,000.00	(90,000.00)	10,000.00	0.00	0.00	0.00	0.00	0.00	0.00	100,000.00	(90,000.00)	10,000.00
Allocated Corporate Overhead	0.00	0.00	0.00	0.00	1,764.71	1,764.71	0.00	88,235.29	88,235.29	0.00	90,000.00	90,000.00
Total Expense	100,000.00	(90,000.00)	10,000.00	0.00	1,764.71	1,764.71	650.00	88,235.29	88,885.29	100,650.00	0.00	100,650.00
Total Net Income or Loss	(100,000.00)	90,000.00	(10,000.00)	75,000.00	(1,764.71)	73,235.29	499,350.00	(88,235.29)	411,114.71	474,350.00	0.00	474,350.00

Allocate shared revenue, costs, assets, and liabilities across entities.

